

Sicherheit in Technik und Chemie



CERTIFIED REFERENCE MATERIALS

CATALOGUE 2019

**Certified
Reference Materials
Catalogue**

Published by:
Bundesanstalt für Materialforschung
und -prüfung (BAM)
Unter den Eichen 87
12205 Berlin, Germany
Mailing address: 12200 Berlin, Germany
Phone: +49 30 8104-0
Fax: +49 30 8104-7-2222
Email: info@bam.de
Internet: <https://www.bam.de>

Berlin, May 2019

Edited by:
Rita Pradel

Printed by:
Bundesanstalt für Materialforschung
und -prüfung (BAM)
Unter den Eichen 87
12205 Berlin

Foreword

Certified Reference Materials, as defined in the ISO Guide 30 and the International Vocabulary of Metrology (VIM), can act as traceability links to the International System of Measurement (SI). By application, e.g. of a CRM whose matrix and analyte levels match those of the samples under investigation as closely as possible, the analyst is able to assure himself that his measurements have been properly carried out to the required level of accuracy.

The BAM Federal Institute for Materials Research and Testing has a long tradition in the production of Certified Reference Materials. Starting in 1912 with a "Normal Steel" for the determination of carbon, the development of new CRMs has increased continuously. One year later 8 steel samples with different carbon contents were available. The development continued with the participation of regional German material research and testing institutes as well as industry (1957). In 1968 within the framework of EURONORM, the first European CRMs in the field of iron and steel were issued (see page 10). In 2003 the European Reference Materials (ERM[®]) initiative was launched by BAM together with EUROPEAN COMMISSION JRC and LGC to create a European brand of CRMs of high metrological quality.

Since 2016 BAM is accredited by DAkkS as a producer of RM in accordance with ISO 17034 (General requirements for the competence of reference material producers). The scope of accreditation comprises certified reference materials in the form of non-ferrous metals and alloys, ceramics and glass, soils and sediments, food, ethanol/water solutions, aqueous solutions of stable isotopes, lubricants and fuels as well as porous materials.

Today a large range of ferrous and non ferrous CRMs together with environmental CRMs and CRMs for engineering materials are offered in our new catalogue.

The catalogue provides technical and general ordering information for the CRMs currently available from the BAM Federal Institute for Materials Research and Testing.

BAM holds an accreditation as a reference material producer according to ISO 17034. This accreditation is valid only for the scope as specified in the certificate D-RM-11075-01-00.

DAkkS is a signatory of the multilateral agreement (MLA) between EA, ILAC and IAF for mutual acceptance.



Reference material (RM): material, sufficiently homogeneous and stable with respect to one or more specified properties, which has been established to be fit for its intended use in a measurement process

Note 1 RM is a generic term.

Note 2 Properties can be quantitative or qualitative, e.g. identity of substances or species.

Note 3 Uses may include the calibration of a measurement system, assessment of a measurement procedure, assigning values to other materials, and quality control.

Note 4 A single RM cannot be used for both calibration and validation of results in the same measurement procedure.

Note 5 VIM has an analogous definition (ISO/IEC Guide 99:2007, 5.13), but restricts the term "measurement" to apply to quantitative values and not to qualitative properties. However, Note 3 of ISO/IEC Guide 99:2007, 5.13, specifically includes the concept of qualitative attributes, called "nominal properties".

Certified reference material (CRM): reference material characterized by a metrologically valid procedure for one or more specified properties, accompanied by a certificate that provides the value of the specified property, its associated uncertainty, and a statement of metrological traceability

Note 1 The concept of value includes qualitative attributes such as identity or sequence. Uncertainties for such attributes may be expressed as probabilities.

Note 2 Metrologically valid procedures for the production and certification of reference materials are given in, among others, ISO Guides 34 and 35.

Note 3 ISO Guide 31 gives guidance on the contents of certificates.

Note 4 VIM has an analogous definition (ISO/IEC Guide 99:2007, 5.14).

Note: In this document the comma (and not the dot) is used as a decimal separator.

Ordering BAM reference materials

General

Purchase orders for BAM-CRMs should be directed to:

**Bundesanstalt für Materialforschung
und -prüfung (BAM)
Fachbereich 1.6 Anorganische Referenzmaterialien
Richard-Willstaetter-Str. 11
12489 Berlin, Germany**

Phone: +49 30 8104-2061

Fax: +49 30 8104-72061

Email: sales.crm@bam.de

Webshop: <https://www.webshop.bam.de>

Terms of delivery:

Prices include transport service by mail.

Terms of delivery: free delivery:

BAM usually delivers via DHL.

If another courier or carrier etc. is desired, then the customer bears the costs at the point of destination.

BAM will assume no further costs.

Orders shipping to destinations outside Europe or bulky parcels is charged additionally (flat rate is deducted).

Your products will be packed and shipped asap. Shipment will be performed by standard mail service. Duration of mail delivery cannot be guaranteed by BAM because of different national delivery services.

Iron and steel products	7
EURONORM certified reference materials for the chemical analysis of iron and steel products.....	8
Unalloyed steels	10
Pure iron	11
Alloy steels.....	12
Highly alloyed steels	16
Special alloys.....	20
Cast irons	21
Ferro alloys.....	22
Ores, iron oxide	23
Ceramic materials.....	25
Molybdenum oxide	25
Slags.....	26
Steels with certified oxygen and nitrogen content	26
Setting-up sample for spectrometric analysis of low alloyed steels.....	27
Steel with certified hydrogen content	27
Non ferrous metals and alloys.....	29
Aluminium	30
Copper	33
Oxygen in copper	40
Tin-lead solder	40
Potassiumdicyanoaurate(I).....	40
Precious metal alloys	41
Zinc.....	41
Zinc-alloy.....	41
Lead-alloys.....	42
Lead.....	42
Special materials	45
High tech ceramics	47
Boron carbide powder.....	47
Boron nitride powder.....	47
Yttrium stabilized zirconium oxide	48
Silicon carbide powder.....	48
Refractory metals Tungsten metal powder	49
Glass containing hexavalent chromium.....	49
Iron in flat glass	49
Borosilicate glass.....	49
Medium purity graphite powder.....	50
Niobium pentoxide	51
Acrylonitrile-butadiene-styrene copolymerisate (ABS).....	51
Pure substances	52
Platinum group elements (PGE) in used automobile catalyst	53
Primary pure substances.....	55
Environment.....	57
Calibration standards "Ethanol in Water"	58
Sulfur in petrol.....	59
Organochloropesticides (OCP) in soil	59
Pentachlorophenol (PCP) in soil.....	59
Polycyclic aromatic hydrocarbons in soil	60
Mineral oil contaminated sediment and soil.....	61
Polychlorinated biphenyls in soil	61
Trace elements in contaminated sandy soil and river sediment	62
Trace elements in contaminated soils	62

Food	65
Acrylamide in crispbread	66
Acrylamide in rusk	66
Fusarium mycotoxins in wheat flour	66
T-2 and HT-2 toxin in oat flakes.....	66
Gas mixtures	67
Certified reference gas mixtures	68
Binary certified reference gas mixtures.....	68
Certified reference gas mixtures for vehicle exhaust emission measurements.....	69
Certified reference gas mixtures for gas calorimeters	69
Multicomponent certified reference gas mixtures	69
Certified reference gas mixtures for process gas chromatographs.....	70
Elastomeric materials	75
Standard reference elastomers (SRE) from vulcanized rubbers	76
Optical properties	79
X-ray film step tablet.....	80
Calibration kit Spectral fluorescence standards.....	80
Glass-based multi-emitter fluorescence standard	81
Porous reference materials	83
CRMs for the gas adsorption method.....	84
CRMs for the mercury intrusion method.....	85
Layer and surface reference materials	89
Nanoscale stripe pattern for testing of lateral resolution and calibration of length scale.....	90
Testmaterial and software for for performance check of X-ray spectrometer (EDS)	92
Particle size distribution	93
CRM for particle size distribution by laser diffraction methods according to ISO 13320	94
Polymeric reference materials	95
CRMs for the determination of the molecular weight	96
Isotopic reference materials	97
CRMs certified for the isotopic composition of boron	98
CRM certified for the isotopic composition of cadmium.....	100
CRM certified for the mass fraction and the isotopic composition of palladium.....	101
CRM certified for the mass fraction and the isotopic composition of platinum	102
CRM certified for the isotopic composition of lead	103
CRM certified for the isotopic composition of magnesium	104
Experts	105
CRMs under development	109

Iron and steel products

EURONORM certified reference materials for the chemical analysis of iron and steel products

EURONORM certified reference materials are prepared under the auspices of the European Committee for Iron and Steel Standardization (ECISS) in a collaboration between the producing organizations in:

France: Institute de Recherches de la Sidérurgie (IRSID), Centre de Développement des Industries de Mise en Forme des Matériaux (CTIF),

the Federal Republic of Germany: Iron and Steel CRM Working Group comprising Bundesanstalt für Materialforschung und -prüfung (BAM), Max-Planck-Institut für Eisenforschung, Stahlinstitut VDEh,

Sweden/Finland: Jernkontoret, Corrosion and Metals Institute (Swerea KIMAB).

Starting in 1968 EURONORM-CRMs have been analysed by laboratories in the European Community (EC) and further European countries. These samples are indicated by an asterisk in the tables. A number of former national CRMs are also listed in the tables. After examination by laboratories in the EC they have been accepted as EURONORM-CRMs.

Approximately 20 laboratories take part in the analysis. Each laboratory is requested to analyse the elements to be determined four times. A statistical evaluation of the laboratory mean values is carried out with respect to their normal distribution and the identification of any outlying values.

The finely divided EURONORM-CRMs are supplied in glass bottles containing 100 g. Some EURONORM-CRMs are also available in solid form (discs). Samples in the form of chips, pins and balls with certified oxygen and nitrogen content are also available.

This catalogue represents European CRMs of German origin. For CRMs of British and French origin please contact the above mentioned producers. Details of all ECRMs are given in CEN-Report CR 10317 and CEN TR 10350 (ECSC), both of which are available from the national standards body in your country.

Types of material

The following types of material are available as EURONORM-CRM:

Unalloyed steels (0), alloyed steels (1), highly alloyed steels (2), special alloys (3), cast iron (4), ferro-alloys (5), ores (6), ceramics (7) and slags (8).

Our system of numbering of the samples allows an easy orientation about the type of material. The first digit of the sample number shows the type of material (0 - unalloyed steel, 1 - low alloyed steel, 2 - highly alloyed steel etc.). The second and third digit characterizes the single sample. Another digit, separated by a hyphen gives the number of editions of the material.

Content of the certificate

On the head of the certificate the EURONORM-number and the type of material of the sample is given. The mean values of the laboratories involved in the certification campaign are given in a table together with indicative values. The mean values of the accepted data sets, their standard deviations and the standard deviations of the laboratories are also given in the table. The sign "-" in the table stands for an outlier pointed out by statistical tests. The certified values are given in a second table together with their uncertainties (95%-level) or standard deviations. Additionally the following information are given: The owner of the material, a characterization of the sample (e.g. grain size, dimensions of compact samples), the laboratories involved in the certification campaign, the analytical methods used for element determination, sources for getting additional information published by ECISS/EGKS.

The following information are given in the tables:

* - analysed by 20 to 25 European laboratories

Indicative values (not certified) are given in parentheses.

Authentic for the certified element contents are only the values given in the certificates, not the values given in this catalogue.

Samples for the determination of nitrogen and oxygen (N-O-materials)

Three different types of material are available:

Unalloyed steel: the pin-shaped material (100 mm long, 8 mm in diameter) forms an iron oxide coating. Before analysis this layer has to be removed by turning and care has to be taken to prevent a reoxidation of the cleaned surface.

Highly alloyed stainless steel: after formation of a reproducible and constant oxide layer the chipped material is protected (passivated) against further oxidation. There is no need for sample pretreatment.

Ball-bearing steel: The surfaces of the balls are protected against oxidation by a layer of gold. The diameter of the balls is kept constant with high reproducibility resulting in masses of $1,00050 \text{ g} \pm 0,00015 \text{ g}$. Weighing of the material is not necessary.

Samples for optical emission and X-ray fluorescence spectrometry

The samples are in form of discs (cylinders of 36 to 41 mm diameter and 20 to 35 mm height) and normally also available in form of chips. The samples 035-2 and 290-1/291-1 are prepared by hot isostatic pressing (HIP) of powder which was atomized from the melt and solidified in inert gas giving a material of high homogeneity.

Unalloyed steels

Mass fraction in % ± standard deviation

CRM-No.	D 030-4	D 031-3	D 032-2	D 035-2* ¹⁾	D 036-1
Year of issue	1973	1972	1968	1998	1968
Chips, powder	•	•	•	•	•
Disc				•	
C	0,456 ± 0,004	0,055 ± 0,002	0,271 ± 0,007	1,277 ± 0,005	0,858 ± 0,008
Si	0,318 ± 0,007	0,037 ± 0,004	0,282 ± 0,007	0,216 ± 0,004	0,194 ± 0,005
Mn	0,603 ± 0,004	0,329 ± 0,007	0,556 ± 0,008	0,305 ± 0,002	0,327 ± 0,010
P	0,018 ± 0,002	0,014 ± 0,001	0,0129 ± 0,0007	0,0038 ± 0,0003	0,0074 ± 0,0009
S	0,021 ± 0,002	0,021 ± 0,001	0,0254 ± 0,0010	0,0111 ± 0,0003	0,0095 ± 0,0009
Cr	0,117 ± 0,004	–	(0,088)	0,0104 ± 0,0003	(0,091)
Mo	–	–	–	0,0056 ± 0,0002	–
Ni	0,042 ± 0,002	–	(0,040)	0,0190 ± 0,0004	(0,058)
Al_{total}	0,042 ± 0,006	0,054 ± 0,002	–	0,0193 ± 0,0005	(0,015)
Al_{insol.}	–	–	–	–	–
Al_{acid-sol.}	–	–	–	0,0177 ± 0,0004	–
As	0,012 ± 0,002	0,013 ± 0,002	0,020 ± 0,002	0,0017 ± 0,0001	0,0233 ± 0,0007
Cu	0,061 ± 0,002	0,020 ± 0,002	0,085 ± 0,002	0,0085 ± 0,0002	0,065 ± 0,005
N	0,0051 ± 0,0003	0,0050 ± 0,0004	0,0044 ± 0,0009	0,0230 ± 0,0004	0,0100 ± 0,0008
Nb	–	–	–	–	–
Pb	–	–	–	–	–
Sn	0,0055 ± 0,0007	–	(0,006)	–	(0,006)
Ti	–	–	–	0,0030 ± 0,0001	–
V	–	–	–	–	(0,019)
Te	–	–	–	–	–

(Values in parentheses are indicative values)

- continued -

¹⁾ Powdered material, produced by atomization of the melt

Unalloyed steels (continued)

CRM-No.	D 042-1	D 079-2*	D 082-1*	D 083-1*	D 083-2*
Year of issue	1972	1989	1976	1978	2017
Chips, powder	•	•	•	•	•
Disc					•
C	0,108 ± 0,003	0,596 ± 0,006	0,415 ± 0,003	0,0262R ± 0,0004 ⁺	0,0315 ± 0,0006
Si	0,037 ± 0,005	0,247 ± 0,006	0,235 ± 0,005	–	0,00747 ± 0,00023
Mn	0,666 ± 0,010	0,743 ± 0,013	0,769 ± 0,008	0,289 ± 0,004	0,2160 ± 0,0014
P	0,0057R ± 0,0004	0,0234 ± 0,0012	0,013 ± 0,001	0,0076 ± 0,0010	0,0106 ± 0,0003
S	0,024 ± 0,024	0,192 ± 0,006	0,030 ± 0,001	0,0100 ± 0,0005	0,00561 ± 0,00021
Cr	0,016 ± 0,004	0,0382 ± 0,0023	0,018 ± 0,001	(0,0129)	0,0219 ± 0,0003
Mo	–	–	–	–	–
Ni	0,029 ± 0,002	0,0219 ± 0,0010	0,027 ± 0,001	0,014 ± 0,001	0,0116 ± 0,0003
Al	0,010 ± 0,001	0,0209 ± 0,0017	0,032 ± 0,002	(0,0044)	0,0784 ± 0,0012
As	–	0,0040 ± 0,0007	(0,029)	(0,0043)	0,00177 ± 0,00009
Co					0,00236 ± 0,00009
Cu	0,041 ± 0,002	0,0462 ± 0,0010	0,025 ± 0,001	0,016 ± 0,001	0,0127 ± 0,0002
N	0,0078 ± 0,0007	0,0074 ± 0,0005	(0,0047)	0,00189 ± 0,00011	0,00157 ± 0,00010
Nb	0,054 ± 0,005	–	–	–	–
Pb	–	–	0,149 ± 0,004	–	–
Sn	–	0,0037 ± 0,0008	–	–	–
Ti	–	(0,0021)	–	–	–
V	–	–	–	–	–
Te	–	–	0,030 ± 0,001	–	–
Zn	–	–	–	–	0,00439 ± 0,00015

CRM-No.	D 077-3
Year of issue	2017
Chips, powder	•
C	0,1650 ± 0,0016 ⁺
S	0,0162 ± 0,0003
N	1,274 ± 0,014

(Values in parentheses are indicative values)

R: revised value

⁺ 95%-confidence interval

Pure iron

Disc

Mass fraction in µg/g
± 95%-confidence interval

CRM-No.	D 098-1*
Year of issue	1993
C	5,1 ± 1,3
Si	4,8 ± 1,1
Mn	0,8 ± 0,4
P	(0,6)
S	3,1 ± 0,5
Cr	57,1 ± 2,4
Mo	8,5 ± 0,8
N	2,4 ± 0,7

(Values in parentheses are indicative values)

Alloy steels

Mass fraction in % ± standard deviation

CRM-No.	D 126-1	D 128-1	D 129-3*	D 130-1	D 179-2*
Year of issue	1963	1972	2008	1968	1990
Chips, powder	•	•	•	•	•
Disc			•		•
C	0,841 ± 0,008	0,085 ± 0,003	0,3684 ± 0,0017 ⁺	0,546 ± 0,005	0,598 ± 0,009
Si	(0,241)	0,949 ± 0,010	0,2087 ± 0,0020 ⁺	0,313 ± 0,006	0,579 ± 0,011
Mn	1,817 ± 0,009	0,839 ± 0,010	0,371 ± 0,004 ⁺	1,593 ± 0,009	0,539 ± 0,010
P	0,0092 ± 0,0011	0,007 ± 0,001	0,0110 ± 0,0003 ⁺	0,0209 ± 0,0017	0,0267 ± 0,0024
S	0,0050 ± 0,0007	0,007 ± 0,001	0,0165 ± 0,0003 ⁺	0,0158 ± 0,0011	(0,0006)
Cr	0,317 ± 0,009	0,108 ± 0,003	1,702 ± 0,008 ⁺	(0,032)	1,08 ± 0,03
Mo	–	–	0,206 ± 0,003 ⁺	–	0,070 ± 0,006
Ni	(0,038)	0,046 ± 0,006	1,022 ± 0,007 ⁺	(0,031)	0,078 ± 0,007
Al	–	0,286 ± 0,010	1,016 ± 0,006 ⁺	0,0037 ± 0,0005	–
Al_{acid soluble}	–	–	–	0,0019 ± 0,0006	–
As	–	–	0,0049 ± 0,0003 ⁺	0,0167 ± 0,0011	–
B	–	–	(0,0012)	–	–
Co	–	–	0,0148 ± 0,0002 ⁺	–	(0,015)
Cu	(0,098)	0,055 ± 0,003	0,0804 ± 0,0007 ⁺	0,072 ± 0,003	0,111 ± 0,004
N	–	(0,0024)	0,0046 ± 0,0002 ⁺	0,0093 ± 0,0008	0,0068 ± 0,0003 ⁺
Nb	–	–	(0,0007)	–	0,00144 ± 0,00013 ⁺
Pb	–	–	–	–	0,00013 ± 0,00002 ⁺
Sn	–	–	0,0067 ± 0,0002 ⁺	(0,006)	–
Ti	–	0,890 ± 0,013	0,0030 ± 0,0002 ⁺	–	(0,0014)
V	0,143 ± 0,004	(0,008)	(0,0045)	(0,003)	0,188 ± 0,007
W	–	–	(0,0052)	–	1,87 ± 0,05
Bi	–	–	–	–	< 0,00003
Ca	–	–	–	–	–
Cd	–	–	–	–	< 0,00003
Ga	–	–	–	–	0,00129 ± 0,00012 ⁺
Hg	–	–	–	–	(< 0,00001)
Mg	–	–	–	–	–
Sb	–	–	0,00059 ± 0,00008 ⁺	–	0,00175 ± 0,00010 ⁺
Se	–	–	–	–	(< 0,00020)
Te	(0,0002)	–	–	–	< 0,00020
Tl	–	–	–	–	(< 0,000035)
Zn	–	–	(0,0030)	–	0,00023 ± 0,00004 ⁺

(Values in parentheses are indicative values)

⁺ 95%-confidence interval

- continued -

Alloy steels (continued)

CRM-No.	D 180-1*	D 181-1*	D 182-1*	D 183-1*
Year of issue	1973	1973	1974	1973
Chips, powder	•	•	•	•
Disc				
C	0,197 ± 0,005	0,590 ± 0,005	0,790 ± 0,008	0,083 ± 0,002
Si	0,362 ± 0,007	1,054 ± 0,015	0,368 ± 0,014	0,421 ± 0,006
Mn	1,286 ± 0,015	1,047 ± 0,008	0,389 ± 0,007	0,354 ± 0,004
P	0,0174 ± 0,0010	0,018 ± 0,001	0,0076 ^R ± 0,0005	0,089 ± 0,002
S	0,0249 ± 0,0010	0,035 ± 0,001	0,011 ± 0,001	0,031 ± 0,001
Cr	1,250 ± 0,018	0,126 ± 0,004	0,591 ± 0,012	0,670 ± 0,013
Mo	–	–	–	–
Ni	0,096 ± 0,008	0,070 ± 0,004	0,152 ± 0,005	0,073 ± 0,004
Al	–	0,022 ± 0,004	0,020 ± 0,003	0,027 ± 0,002
Al _{acid soluble}	–	–	–	–
As	0,030 ± 0,002	(0,026)	(0,0202)	(0,013)
B	–	–	–	–
Co	–	–	–	–
Cu	0,115 ± 0,004	0,174 ± 0,005	0,141 ± 0,004	0,445 ± 0,010
N	0,0068 ± 0,0009	0,0068 ± 0,0005	0,0102 ± 0,0004	0,0064 ± 0,0006
Nb	–	–	–	–
Pb	–	–	0,0039 ± 0,0003	–
Sn	–	(0,015)	(0,0135)	–
Ti	–	–	–	–
V	–	–	0,177 ± 0,010	–
W	–	–	–	–
Ca	–	–	–	–
Mg	–	–	(0,0005)	–
Sb	–	(0,004)	0,0042 ± 0,0005	–
Te	–	–	–	–
Zn	–	–	0,0015 ± 0,0002	–

(Values in parentheses are indicative values)

R: revised value

- continued -

Alloy steels (continued)

CRM-No.	D 187-1*	D187-2*	D 191-2*	D 192-1*
Year of issue	1982	2010	2006	1994
Chips, powder	•	•	•	•
Disc		•		•
C	0,195 ± 0,003	0,2038 ± 0,0012	0,0043 ± 0,0002 ⁺	0,1875 ± 0,0009
Si	0,026 ± 0,002	0,2110 ± 0,0029	3,267 ± 0,012 ⁺	0,219 ± 0,004
Mn	1,354 ± 0,011	1,257 ± 0,006	0,1334 ± 0,0019 ⁺	1,377 ± 0,006
P	0,014 ± 0,001	0,0066 ± 0,0002	0,0087 ± 0,0004 ⁺	0,0029 ± 0,0002
S	0,025 ± 0,001	0,0300 ± 0,0006	0,0029 ± 0,0002 ⁺	0,0010 ± 0,0001
Cr	1,186 ± 0,015	1,132 ± 0,007	0,0314 ± 0,0006 ⁺	0,0717 ± 0,0018
Mo	0,035 ± 0,002	0,0623 ± 0,0008	0,0020 ± 0,0002 ⁺	0,482 ± 0,004
Ni	0,096 ± 0,003	0,1755 ± 0,0013	0,0224 ± 0,0004 ⁺	0,755 ± 0,004
Al	0,046 ± 0,002	0,0223 ± 0,0006	0,985 ± 0,006 ⁺	0,0308 ± 0,0008
Al_{acid soluble}	–	–	–	0,0285 ± 0,0008
As	0,018 ± 0,002	0,0057 ± 0,0003	0,0018 ± 0,0003 ⁺	(0,003)
B	0,0004 ± 0,0002	0,00048 ± 0,00006	–	(0,00016)
Co	0,014 ± 0,001	0,0112 ± 0,0003	–	
Cu	0,161 ± 0,003	0,1288 ± 0,0012	0,0165 ± 0,0003 ⁺	0,0453 ± 0,0008
N	0,014 ± 0,001	0,0105 ± 0,0004	0,00105 ± 0,00009 ⁺	0,0118 ± 0,0002
Nb	–	–	–	–
Pb	–	–	–	–
Sn	0,011 ± 0,001	0,0237 ± 0,0006	0,0050 ± 0,0005 ⁺	(0,0030)
Ti	–	(0,00075)	0,0024 ± 0,0002 ⁺	(0,0009)
V	–	0,0122 ± 0,0003	–	(0,003)
W	–	–	–	–
Ca	–	–	–	–
Mg	–	–	–	–
Sb	–	(0,0018)	(0,0007)	–
Te	–	–	–	–
Zn	–	–	–	–

(Values in parentheses are indicative values)

R: revised value ⁺95%-confidence interval

Alloy steels (continued)

CRM-No.	D 193-1*	D 194-1*	D 194-2*
Year of issue	1990	1993	2015
Chips, powder	•	•	•
Disc	•		•
C	0,139 ± 0,004	0,1532 ± 0,0011 ⁺	0,1694 ± 0,0010 ⁺
Si	0,404 ± 0,006	0,431 ± 0,004 ⁺	0,2974 ± 0,0029 ⁺
Mn	0,972 ± 0,017	1,188 ± 0,004 ⁺	1,282 ± 0,009 ⁺
P	0,0063 ± 0,0006	0,0097 ± 0,0006 ⁺	0,0137 ± 0,0003 ⁺
S	0,0086 ± 0,0006	0,000059 ^R ± 0,00005 ⁺	0,00049 ± 0,00009 ⁺
Cr	0,182 ± 0,006	0,733 ± 0,006 ⁺	0,760 ± 0,006 ⁺
Mo	0,347 ± 0,011	0,2857 ± 0,0026 ⁺	0,402 ± 0,004 ⁺
Ni	1,178 ± 0,019	0,3417 ± 0,0027 ⁺	0,3316 ± 0,0023 ⁺
Al	0,0257 ± 0,0015	0,0837 ± 0,0020 ⁺	0,0669 ± 0,0009 ⁺
Al_{acid soluble}	–	–	–
As	0,0062 ± 0,0007	0,0042 ± 0,0004 ⁺	0,00208 ± 0,00011 ⁺
B	(0,0002)	0,0020 ± 0,0002 ⁺	0,00155 ± 0,00016 ⁺
Co	0,0073 ± 0,0007	–	0,00328 ± 0,00011 ⁺
Cu	0,598 ± 0,009	0,0751 ± 0,0011 ⁺	0,0313 ± 0,0004 ⁺
N	0,0108 ± 0,0004	0,0115 ± 0,0002 ⁺	0,00319 ± 0,00014 ⁺
Nb	0,0232 ± 0,0019	–	0,0290 ± 0,0007 ⁺
Pb	(0,0002)	–	–
Sn	–	–	(0,00036)
Ti	(0,0013)	–	0,00322 ± 0,00015 ⁺
V	(0,0019)	0,0243 ± 0,0009 ⁺	0,00161 ± 0,00010 ⁺
W	–	–	–
Ca	–	0,0026 ± 0,0002 ⁺	–
Mg	–	–	–
Sb	–	–	(0,00030)
Te	–	–	–
Zn	–	–	–

(Values in parentheses are indicative values)

R: revised value⁺95%-confidence interval

Highly alloyed steels

Mass fraction in % ± standard deviation

CRM-No.	D 226-1	D 227-1	D 231-2*	D 235-1	D 237-1
Year of issue	1967	1971	2002	1972	1973
Chips	•	•	•	•	•
Disc					
C	0,416 ± 0,007	0,950 ± 0,013	0,0140 ± 0,0003 ⁺	0,912 ± 0,014	0,068 ± 0,002
Si	0,514 ± 0,007	0,272 ± 0,013	0,368 ± 0,006 ⁺	0,094 ± 0,010	0,482 ± 0,013
Mn	0,434 ± 0,013	0,236 ± 0,007	1,263 ± 0,009 ⁺	12,73 ± 0,07	1,443 ± 0,018
P	0,0207 ± 0,0012	0,016 ± 0,001	0,0179 ± 0,0007 ⁺	0,045 ± 0,002	0,032 ± 0,002
S	0,0094 ± 0,0014	0,022 ± 0,002	0,0250 ± 0,0007 ⁺	0,0072 ± 0,0007	0,012 ± 0,001
Cr	13,67 ± 0,06	4,25 ± 0,02	18,071 ± 0,018 ⁺	0,354 ± 0,014	17,24 ± 0,04
Mo	0,024 ± 0,006	2,64 ± 0,05	0,301 ± 0,004 ⁺	0,032 ± 0,003	0,306 ± 0,006
Ni	0,139 ± 0,014	0,114 ± 0,008	10,105 ± 0,021 ⁺	(0,08)	10,32 ± 0,04
Al	–	–	0,0032 ± 0,0004 ⁺	–	–
As	(0,0256)	–	0,0048 ± 0,0003 ⁺	–	–
B	–	–	0,0020 ± 0,0002 ⁺	–	–
Co	(0,0246)	–	0,0402 ± 0,0011 ⁺	–	0,221 ± 0,006
Cu	–	0,124 ± 0,005	0,0941 ± 0,0009 ⁺	0,073 ± 0,002	0,123 ± 0,005
N	0,0362 ± 0,0017	0,040 ± 0,002	0,0444 ± 0,0004 ⁺	0,020 ± 0,0008	0,035 ± 0,002
Nb	–	–	–	–	0,660 ± 0,023
Pb	–	–	(0,00007)	–	–
Sn	(0,0068)	0,0251 ± 0,0024	0,0043 ± 0,0003 ⁺	–	–
Ti	–	–	0,0007 ± 0,0002 ⁺	–	–
V	0,022 ± 0,003	2,44 ± 0,03	0,0708 ± 0,0008 ⁺	(0,012)	0,057 ± 0,005
W	–	3,03 ± 0,06	0,0141 ± 0,0010 ⁺	–	–
Zr	–	–	–	–	–
Ag	–	(0,000064)	–	–	–
O	–	–	–	–	–
Sb	–	0,0035 ± 0,0005	0,0011 ± 0,0001 ⁺	–	–
Ta	–	–	–	–	–
Ca	–	–	0,00074 ± 0,00014 ⁺	–	–

(Values in parentheses are indicative values)

*95%-confidence interval

- continued -

Highly alloyed steels (continued)

CRM-No.	D 271-1*	D 278-1*	D 283-1*	D 284-2*	D 284-3*
Year of issue	2007	1973	1985	2000	2016
Chips	•	•	•	•	•
Disc	•				•
C	0,3698 ± 0,0021 ⁺	0,903 ± 0,019	1,219 ± 0,009	0,0201 ± 0,0005 ⁺	0,0025 ± 0,0003 ⁺
Si	0,923 ± 0,006 ⁺	0,336 ± 0,008	0,345 ± 0,017	0,537 ± 0,008 ⁺	0,0442 ± 0,0017 ⁺
Mn	0,437 ± 0,004 ⁺	0,405 ± 0,006	0,217 ± 0,010	1,745 ± 0,009 ⁺	0,0615 ± 0,0012 ⁺
P	0,0120 ± 0,0004 ⁺	0,0154 ± 0,0014	0,022 ± 0,002	0,0258 ± 0,0008 ⁺	0,0049 ± 0,0003 ⁺
S	0,00045 ± 0,00008 ⁺	0,0052 ± 0,0011	0,029 ± 0,002	0,0237 ± 0,0005 ⁺	0,0066 ± 0,0003 ⁺
Cr	5,002 ± 0,019 ⁺	18,11 ± 0,08	4,15 ± 0,06	16,811 ± 0,019 ⁺	17,37 ± 0,04 ⁺
Mo	1,247 ± 0,006 ⁺	1,040 ± 0,030	3,41 ± 0,09	2,111 ± 0,010 ⁺	2,236 ± 0,012 ⁺
Ni	0,1552 ± 0,0020 ⁺	0,236 ± 0,024	–	10,72 ± 0,05 ⁺	12,09 ± 0,04 ⁺
Al	0,0234 ± 0,0011 ⁺	–	0,0099 ± 0,0014	0,0027 ± 0,0004 ⁺	(0,0471)
As	0,0057 ± 0,0004 ⁺	–	(0,0096)	0,0063 ± 0,0003 ⁺	0,00131 ± 0,00011 ⁺
B	(0,0003)	–	0,0003 ± 0,0001	0,0026 ± 0,0001 ⁺	0,00020 ± 0,00004 ⁺
Co	0,0139 ± 0,0005 ⁺	–	10,27 ± 0,17	0,0525 ± 0,0011 ⁺	0,0366 ± 0,0007 ⁺
Cu	0,1371 ± 0,0015 ⁺	0,077 ± 0,008	–	0,1831 ± 0,0014 ⁺	0,0105 ± 0,0004 ⁺
N	0,0137 ± 0,0003 ⁺	–	0,033 ± 0,002	0,0151 ± 0,0002 ⁺	0,0418 ± 0,0008 ⁺
Nb	(0,0009)	–	–	(0,0028)	(0,0129)
Pb	(0,0005)	–	(< 0,0005)	–	(0,0003)
Sn	0,0084 ± 0,0002 ⁺	–	(0,0065)	0,0047 ± 0,0002 ⁺	0,00074 ± 0,00009 ⁺
Ti	0,0020 ± 0,0002 ⁺	–	–	0,191 ± 0,004 ⁺	0,0050 ± 0,0004 ⁺
V	0,850 ± 0,007 ⁺	0,077 ± 0,008	3,28 ± 0,03	0,0425 ± 0,0016 ⁺	(0,0947)
W	0,0054 ± 0,0005 ⁺	–	9,66 ± 0,12	(0,0183)	0,0039 ± 0,0003 ⁺
Zr	(0,00013)	–	–	(0,0005)	(0,00353)
Ag	–	–	–	–	–
Ca	0,0009 ± 0,0002 ⁺	–	–	–	–
Mg	(0,00013)	–	–	–	–
O	0,0020 ± 0,0002 ⁺¹⁾	–	–	0,0099 ± 0,0007 ⁺²⁾	–
Sb	(0,0017)	–	–	–	(0,000365)
Ta	–	–	–	(0,0013)	–
Ga	–	–	–	–	(0,0016)
Ir	–	–	–	–	(0,000005)
Re	–	–	–	–	(0,0005)

(Values in parentheses are indicative values)

¹⁾ Oxygen certified only for disc

²⁾ Oxygen certified only for chips

⁺95%-confidence interval

- continued-

Highly alloyed steels (continued)

CRM-No.	D 286-1*	D 288-1*	D 289-1*	D 290-1* ¹⁾	D 291-1* ¹⁾
Year of issue	1985	1986	1990	1990	1990
Chips	•	•	•	•	•
Disc		•	•	•	•
C	0,100 ± 0,005	2,08 ± 0,02	0,0489 ± 0,0022	0,911 ± 0,010	0,903 ± 0,008
Si	–	0,260 ± 0,012	0,531 ± 0,013	0,072 ± 0,007	0,907 ± 0,018
Mn	1,92 ± 0,03	0,292 ± 0,008	1,016 ± 0,016	0,244 ± 0,010	0,808 ± 0,011
P	0,026 ± 0,002	0,024 ± 0,002	0,0114 ± 0,0010	0,0160 ± 0,0005	0,0168 ± 0,0016
S	0,280 ± 0,014	(0,0012)	0,0027 ± 0,0004	0,0160 ± 0,0008	0,0087 ± 0,0007
Cr	18,13 ± 0,08	12,00 ± 0,08	14,63 ± 0,11	4,18 ± 0,06	17,10 ± 0,10
Mo	0,329 ± 0,009	0,103 ± 0,007	1,102 ± 0,015	4,83 ± 0,09	2,10 ± 0,06
Ni	8,54 ± 0,04	0,298 ± 0,007	24,68 ± 0,19	0,329 ± 0,018	0,563 ± 0,011
Al	(0,0023)	0,012 ± 0,002	0,199 ± 0,011	–	0,0030 ± 0,0006
As	–	(0,0065)	(0,0056)	–	–
B	(0,0003)	–	0,0044 ± 0,0004	–	–
Co	0,150 ± 0,008	0,018 ± 0,002	0,065 ± 0,006	5,12 ± 0,12	0,0233 ± 0,0022
Cu	–	0,060 ± 0,004	–	0,081 ± 0,004	0,0711 ± 0,0019
N	0,043 ± 0,002	0,0151 ± 0,0004	–	0,0325 ± 0,0012	0,1142 ± 0,0038
Nb	–	–	–	–	(0,0057)
Pb	(0,0003)	–	(0,0008)	–	–
Sn	0,0084 ± 0,0009	(0,0043)	0,111 ± 0,010	–	–
Ti	–	0,020 ± 0,002	2,01 ± 0,05	–	–
V	–	0,055 ± 0,004	0,260 ± 0,015	1,91 ± 0,04	0,388 ± 0,016
W	–	(0,682)	–	6,27 ± 0,14	–
Zr	–	–	–	–	–
Ag	–	–	–	–	–
Ca	–	–	–	–	–
O	–	–	–	–	–
Sb	–	(0,0014)	(0,0013)	–	–
Ta	(0,0315)	–	–	–	–
Te	0,0014 ± 0,0004	–	–	–	–

(Values in parentheses are indicative values)

*95%-confidence interval

- continued-

¹⁾ Powdered material, produced by atomization of the melt

Highly alloyed steels (continued)

CRM-No.	D 294-1*	D 297-1*	D 299-1*
Year of issue	2005	2005	2009
Chips	•	•	•
Disc	•	•	•
C	0,0657 ± 0,0010 ⁺	0,0223 ± 0,0004 ⁺	0,0154 ± 0,0006 ⁺
Si	0,283 ± 0,005 ⁺	0,344 ± 0,006 ⁺	0,299 ± 0,005 ⁺
Mn	18,68 ± 0,04 ⁺	0,897 ± 0,007 ⁺	0,2678 ± 0,0026 ⁺
P	0,0273 ± 0,0013 ⁺	0,0135 ± 0,0004 ⁺	0,0152 ± 0,0006 ⁺
S	0,00031 ± 0,00009 ⁺	0,0101 ± 0,0003 ⁺	0,00022 ± 0,00006 ⁺
Cr	17,98 ± 0,05 ⁺	18,37 ± 0,03 ⁺	22,32 ± 0,05 ⁺
Mo	0,0861 ± 0,0022 ⁺	0,290 ± 0,005 ⁺	0,0186 ± 0,0010 ⁺
Ni	0,427 ± 0,006 ⁺	12,33 ± 0,02 ⁺	0,172 ± 0,004 ⁺
Al	(0,0095)	0,0195 ± 0,0009 ⁺	5,33 ± 0,04 ⁺
As	0,00365 ± 0,00029 ⁺	0,0040 ± 0,0005 ⁺	0,0054 ± 0,0004 ⁺
B	(<0,00005)	1,146 ¹⁾ ± 0,009 ⁺	0,0002 ± 0,0001 ⁺
Co	0,0288 ± 0,0009	0,0413 ± 0,0007 ⁺	0,0187 ± 0,0010 ⁺
Cu	0,0242 ± 0,0007 ⁺	0,204 ± 0,004 ⁺	0,0382 ± 0,0008 ⁺
N	0,566 ± 0,011 ⁺	0,0152 ± 0,0007 ⁺	0,0198 ± 0,0008 ⁺
Nb	(0,00117)	(0,0089)	(0,0043)
Pb	(0,000128)	–	(0,0018)
Sn	(0,0014)	–	(0,0079)
Ti	(0,0008)	0,0072 ± 0,0004 ⁺	0,1289 ± 0,0018 ⁺
V	0,0694 ± 0,0021 ⁺	0,0535 ± 0,0008 ⁺	0,0333 ± 0,0015 ⁺
W	(0,00114)	(0,0057)	(0,0017)
Zr	(0,0001)	(0,0002)	0,1775 ± 0,0025 ⁺
Ag	–	–	–
Ca	(0,00026)	(0,0002)	–
O	–	–	–
Sb	(0,00053)	–	(0,0005)
Ta	–	–	–
Te	(<0,00008)	–	–

(Values in parentheses are indicative values)

⁺95%-confidence interval¹⁾ Boron isotope ratio ¹⁰B/¹¹B (0,24811)

Special alloys

Chips

Mass fraction in % \pm standard deviation

CRM-No.	D 326-1	D 327-2	D 328-1
Year of issue	1972	1972	1973
C	0,092 \pm 0,002	0,152 \pm 0,003	0,390 \pm 0,005
Si	1,46 \pm 0,025	2,052 \pm 0,028	0,629 \pm 0,014
Mn	0,406 \pm 0,008	1,289 \pm 0,018	1,395 \pm 0,012
P	0,0093 \pm 0,0009	0,0228 \pm 0,0014	0,005 \pm 0,001
S	0,0028 \pm 0,0006	0,0046 \pm 0,0012	0,003 \pm 0,001
Cr	16,37 \pm 0,05	24,35 \pm 0,08	20,54 \pm 0,07
Mo	(0,025)	0,174 \pm 0,009	4,41 \pm 0,07
Ni	61,16 \pm 0,16	19,72 \pm 0,08	20,38 \pm 0,19
Al _{total}	(0,79)	0,070 \pm 0,006	0,070 \pm 0,006
Co	0,223 \pm 0,011	0,159 \pm 0,010	41,65 \pm 0,24
Cu	(0,027)	0,060 \pm 0,003	0,013 \pm 0,003
N	(0,0359)	0,059 \pm 0,0024	0,027 \pm 0,002
Nb	–	–	3,61 \pm 0,22
V	(0,024)	0,044 \pm 0,004	–
W	–	–	4,16 \pm 0,04
Zr	0,129 \pm 0,008	–	–
Fe	–	–	2,40 \pm 0,06
Ta	–	–	0,18 \pm 0,02

(Values in parentheses are indicative values)

Cast irons

Mass fraction in % ± standard deviation

CRM-No.	D 428-2* ¹⁾	D 476-3*	D 478-2*	D 479-1* ¹⁾	D 480-1* ¹⁾
Year of issue	1998	1996	1996	1978	1979
Chips, powder	•	•	•	•	•
Disc					
C_{total}	2,747 ± 0,009 ⁺	3,390 ± 0,011 ⁺	4,003 ± 0,013 ⁺	2,86 ± 0,04	3,03 ± 0,02
Si	1,752 ± 0,007 ⁺	1,813 ± 0,005 ⁺	2,411 ± 0,021 ⁺	2,02 ± 0,02	2,41 ± 0,02
Mn	0,750 ± 0,05 ⁺	0,987 ± 0,008 ⁺	0,321 ± 0,005 ⁺	0,136 ± 0,008	0,151 ± 0,005
P	0,0691 ± 0,0011 ⁺	0,0908 ± 0,0023 ⁺	0,201 ± 0,006 ⁺	0,076 ± 0,003	0,0021R ± 0,0005
S	0,1105 ± 0,0018 ⁺	0,0493 ± 0,0009 ⁺	0,0460 ± 0,0015 ⁺	0,089 ± 0,003	0,0086 ± 0,0010
Cr	0,0366 ± 0,0017 ⁺	0,0648 ± 0,0012 ⁺	0,251 ± 0,005 ⁺	1,00 ± 0,02	(0,0164)
Mo	(0,0014)	–	–	0,196 ± 0,005	–
Ni	0,0358 ± 0,0005 ⁺	0,0549 ± 0,0014 ⁺	0,151 ± 0,007 ⁺	1,012 ± 0,015	0,483 ± 0,007
Al	–	–	–	0,014 ± 0,002	0,016 ± 0,001
As	0,0156 ± 0,0005 ⁺	0,0145 ± 0,0007 ⁺	(0,0018)	–	–
B	–	–	0,0006 ± 0,0001 ⁺	–	–
Cu	0,0996 ± 0,0014 ⁺	0,2445 ± 0,0025 ⁺	0,1276 ± 0,0019 ⁺	–	(0,0052)
N	–	0,0038 ± 0,0001 ⁺	0,0023 ± 0,0002 ⁺	–	–
Ti	0,0311 ± 0,0005 ⁺	0,0222 ± 0,0005 ⁺	0,0328 ± 0,0007 ⁺	–	–
V	0,0120 ± 0,0003 ⁺	0,0115 ± 0,0002 ⁺	0,0113 ± 0,0003 ⁺	–	–
Mg	–	–	–	–	0,017 ± 0,001

(Values in parentheses are indicative values)

R: revised value

⁺ 95%-confidence interval

¹⁾ Powdered material, produced by atomization of the melt

Ferro alloys

Powder

Mass fraction in % \pm standard deviation

CRM-No.	D 502-2*	D 529-1
Description	FeMn	FeSi
Year of issue	2004	1975
C	6,94 \pm 0,02 ⁺	0,10 \pm 0,01
Si	(0,092)	91,11 \pm 0,33
Mn	77,87 \pm 0,11 ⁺	0,04 \pm 0,005
P	0,148 \pm 0,003 ⁺	0,013 \pm 0,001
S	(0,0024)	–
Cr	0,0265 \pm 0,0006 ⁺	–
Mo	–	–
Ni	0,0384 \pm 0,0011 ⁺	–
Al	–	0,86 \pm 0,02
As	–	–
B	(0,0006)	–
Co	(0,048)	–
Cu	0,0370 \pm 0,0007 ⁺	0,01 \pm 0,001
N	(0,017)	–
Sn	–	–
Ti	0,0034 \pm 0,0003 ⁺	0,09 \pm 0,004
V	–	–
Zr	–	–
Ca	–	0,46 \pm 0,04
Fe	(14,6)	6,15 \pm 0,08
Mg	–	0,04 \pm 0,006
O	–	–
Zn	–	–
Pb	0,0179 \pm 0,0011 ⁺	–

(Values in parentheses are indicative values)

⁺ 95%-confidence interval

Ores, iron oxide

Powder

Mass fraction in % ± standard deviation

CRM-No.	D 627-2	D 630-1	D 631-1	D 633-1
Description	Iron ore	Iron ore	Iron ore	Manganese ore
Year of issue	1966	1969	1969	1967
Fe_{total}	31,77 ± 0,12	65,63 ± 0,17	61,09 ± 0,09	1,64 ± 0,04
Si	–	–	–	–
SiO ₂	9,24 ± 0,08	5,88 ± 0,07	3,20 ± 0,06	10,39 ± 0,15
Al	–	–	–	–
Al ₂ O ₃	4,49 ± 0,12	0,88 ± 0,038	1,06 ± 0,05	1,64 ± 0,12
Ca	–	–	–	–
CaO	15,67 ± 0,21	0,10 ± 0,017	0,75 ± 0,038	2,02 ± 0,12
Mg	–	–	–	–
MgO	1,57 ± 0,08	0,47 ± 0,046	0,54 ± 0,059	0,58 ± 0,10
Mn	0,250 ± 0,012	0,060 ± 0,005	0,044 ± 0,006	47,85 ± 0,21
P	0,661 ± 0,014	0,043 ± 0,003	0,114 ± 0,005	0,170 ± 0,007
S	0,114 ± 0,009	0,032 ± 0,004	0,033 ± 0,006	0,227 ± 0,009
Na	–	–	–	–
Na ₂ O	–	–	(0,04)	–
K	–	–	–	–
K ₂ O	–	–	(0,04)	–
As	0,020 ± 0,001	–	–	(0,0040)
BaO	–	–	–	1,13 ± 0,08
Cr	0,018 ± 0,003	–	–	–
Cu	(0,002)	–	–	–
F	–	–	–	–
Ni	–	–	–	–
Pb	–	–	–	–
Ti	–	–	–	–
TiO ₂	0,225 ± 0,014	0,066 ± 0,013	0,109 ± 0,006	0,079 ± 0,009
V	–	–	–	–
Zn	–	–	–	–

(Values in parentheses are indicative values)

- continued-

Ores, iron oxide (continued)

CRM-No.	D 680-1*		D 686-1*		D 687-1*	
Description	Iron ore		Iron oxide		Iron oxide	
Year of issue	1977		2002		2009	
Fe_{total}	59,98	± 0,08	69,44	± 0,11 ⁺	69,66	± 0,14 ⁺
Fe(II)	–		(0,0484)		(0,076)	
Si	4,20	± 0,02	0,0083	± 0,0005 ⁺	0,0157	± 0,0011 ⁺
SiO₂	8,98	± 0,04	–		–	
Al	0,66	± 0,02	0,0407	± 0,0012 ⁺	0,0356	± 0,0012 ⁺
Al₂O₃	1,23	± 0,04	–		–	
Ca	0,45	± 0,02	0,0097	± 0,0007 ⁺	0,0113	± 0,0012 ⁺
CaO	0,63	± 0,03	–		–	
Mg	0,14	± 0,01	0,0027	± 0,0002 ⁺	0,0018	± 0,0002 ⁺
MgO	0,23	± 0,02	–		–	
Mn	0,025	± 0,002	0,231	± 0,004 ⁺	0,1658	± 0,0027 ⁺
P	0,018	± 0,002	0,0078	± 0,0001 ⁺	0,0120	± 0,0004 ⁺
P₂O₅	–		–		–	
S	0,544	± 0,017	–		–	
Na	0,128	± 0,004	0,0058	± 0,0005 ⁺	0,0030	± 0,0003 ⁺
Na₂O	–		–		–	
K	0,078	± 0,003	0,0024	± 0,0004 ⁺	0,0011	± 0,0002 ⁺
K₂O	–		–		–	
As	0,057	± 0,003	–		–	
Cr	0,005	± 0,001	0,0182	± 0,0006 ⁺	0,0227	± 0,0008 ⁺
Cu	0,063	± 0,003	0,0038	± 0,0003 ⁺	0,0030	± 0,0003 ⁺
F	–		–		–	
Ni	0,007	± 0,001	0,0127	± 0,0004 ⁺	0,0122	± 0,0006 ⁺
Pb	0,317	± 0,008	–		(0,0004)	
Ti	0,045	± 0,003	0,0014	± 0,0001 ⁺	0,0303	± 0,0005 ⁺
TiO₂	0,08	± 0,005	–		–	
V	–		–		–	
Zn	0,165	± 0,004	0,0004	± 0,0001 ⁺	0,0051	± 0,0003 ⁺
Cl	–		0,095	± 0,006 ⁺	0,0173	± 0,0018 ⁺
Co	–		0,0019	± 0,0001 ⁺	(0,0016)	
Mo	–		0,0007	± 0,0001 ⁺	0,0020	± 0,0002 ⁺
Sn	–		0,0025	± 0,0002 ⁺	0,0006	± 0,0001 ⁺

(Values in parentheses are indicative values)

⁺ 95%-confidence interval

Ceramic materials

Powder

Mass fraction in % \pm standard deviation

CRM-No.	D 777-1*	D 779-1*
Description	Silica brick	Magnesite, low boron
Year of issue	1984	1991
Si	44,44 \pm 0,15	0,182 \pm 0,015
SiO ₂	95,06 \pm 0,32	–
Ca	2,02 \pm 0,08	1,691 \pm 0,023
CaO	2,83 \pm 0,10	–
Mg	0,043 \pm 0,007	(54,57)
MgO	0,071 \pm 0,012	–
Al	0,42 \pm 0,02	0,105 \pm 0,007
Al ₂ O ₃	0,80 \pm 0,04	–
B	–	0,0116 \pm 0,0012
Cr	–	(0,0030)
Fe	0,23 \pm 0,03	3,73 \pm 0,06
Fe ₂ O ₃	0,33 \pm 0,04	–
K	0,13 \pm 0,02	(0,0020)
K ₂ O	0,15 \pm 0,02	–
Mn	–	0,503 \pm 0,017
Na	(0,02)	(0,0058)
P	–	0,0267 \pm 0,0026
Ti	0,27 \pm 0,02	0,0081 \pm 0,0012

(Values in parentheses are indicative values)

Molybdenum oxide

Powder

CRM-No.	D 784-1
Description	Molybdenum oxide
Year of issue	2018
Ca	0,888 \pm 0,008
Mg	0,0883 \pm 0,0019
Ti	0,0223 \pm 0,0010
P	0,0113 \pm 0,0008
Bi	0,00326 \pm 0,00020
Cu	0,390 \pm 0,005
Fe	1,870 \pm 0,021
Pb	0,0216 \pm 0,0009
K	0,164 \pm 0,007
Al	0,468 \pm 0,010
As	0,0126 \pm 0,0003
Ba	(0,006)
Co	(0,0045)
Ni	(0,0019)
Rb	(0,0006)
Sb	(0,0007)
Sr	(0,0041)
V	(0,127)
Zr	(0,0012)

Slags

Powder

Mass fraction in % ± standard deviation

CRM-No.	D 826-1	D 827-1
Description	Basic slag	Basic slag
Year of issue	1976	1976
SiO ₂	8,96 ± 0,15	6,21 ± 0,15
Al	0,696 ± 0,008	–
Al ₂ O ₃	–	(0,57)
CaO	46,48 ± 0,54	47,38 ± 0,49
MgO	(2,46)	(3,70)
P ₂ O ₅	14,65 ± 0,15	20,70 ± 0,16
P ₂ O ₅ citric acid sol.	10,73 ± 0,14	18,79 ± 0,22
B	(0,0029)	–
Cr	0,182 ± 0,005	–
Cr ₂ O ₃	–	(0,14)
Cu	(0,0019)	–
F	(0,3667)	–
Fe total	(20,73)	(15,72)
K	0,0278 ± 0,0017	–
Mn total	(3,46)	(2,34)
Mo	(0,0011)	–
Na	0,375 ± 0,009	–
Ni	(0,0017)	–
Pb	(0,0049)	–
V	0,503 ± 0,008	–
V ₂ O ₅	(0,89)	(1,15)

(Values in parentheses are indicative values)

Steels with certified oxygen and nitrogen content

Mass fraction in % ± standard deviation

CRM-No.	D 026-1	D 026-2	D 027-1	D 028-1
Description	Unalloyed steel	Unalloyed steel	Unalloyed steel	Unalloyed steel
Year of issue	1969	1973	1970	1970
Shape	Rods	Rods	Rods	Rods
O	0,0031 ± 0,0003	0,0025 ± 0,0004	0,0084 ± 0,0006	0,0113 ± 0,0007
N	0,0053 ± 0,0004	0,0042 ± 0,0003	0,0157 ± 0,0010	0,0029 ± 0,0005

CRM-No.	D 029-1	D 271-1*	D 284-2*	D 286-1*
Description	Unalloyed steel	Stainless steel	Stainless steel	Stainless steel
Year of issue	1970	2007	2000	1985
Shape	Rods	Disc	Chips	Chips
O	0,0312 ± 0,0010	0,0020 ± 0,0002*	0,0099 ± 0,0007*	(0,0315)
N	0,0083 ± 0,0008	0,0137 ± 0,0003*	0,0151 ± 0,0002*	0,043 ± 0,002

(Values in parentheses are indicative values)

* 95%-confidence interval

Setting-up sample for spectrometric analysis of low alloyed steels

BAM SUS-1 R

The setting-up sample is suitable for direct reading spark emission and X-ray fluorescence spectrometers analysing low alloyed steels.

The material was prepared by hot isostatic pressing (HIP) of powder which was atomised from the melt of the alloy and solidified in inert gas. Therefore it is of particular high homogeneity. Analysis of the sample was carried out in BAM.

Dimensions: cylinder, 50 mm in diameter, 42 mm high

Analyte	Uncertified mass fraction in %
C	0,9
Si	0,8
Mn	1,1
P	0,02
S	0,017
Cr	1,7
Mo	0,9
Ni	2,9
V	0,5
W	0,7
Cu	0,7
Co	0,3
Nb	0,55

+ 95%-confidence interval

Steel with certified hydrogen content

Mass fraction in mg/kg \pm 95%-confidence interval

CRM-No.	CRM steel-H1
Description	Alloyed steel, 1.4546.9
Year of issue	2011
Shape	Pins
H	0,97 \pm 0,05

Non ferrous metals and alloys

The **aluminium, copper, lead and zinc based samples** were produced and certified by BAM in collaboration with the Working Groups „Aluminium“, „Copper“, „Lead“ and „Zinc“ of the Committee of Chemists of the Gesellschaft für Bergbau, Metallurgie, Rohstoff- und Umwelttechnik (GDMB).

The analyses were carried out in BAM and in laboratories of the non ferrous metals industry. The finely divided samples are supplied in glass bottles containing 100 g each.

Cylindrical samples in block form have been especially designed for spark emission and X-ray fluorescence spectrometers.

The **aluminium discs** are 2,5 to 5 cm high and 4 to 6 cm in diameter and have been analysed by 10 to 15 industrial laboratories (depending on the element) involved in an interlaboratory comparison organized by BAM.

The **copper blocks** of cylindrical shape have an approximate height of 3 cm and a diameter of about 4 cm. **Lead blocks** of cylindrical shape have a height of 3 - 4 cm and a diameter of 4 - 5 cm.

Zinc blocks of cylindrical shape have a height of 3 cm and a diameter of about 4,5 cm.

The granulated **tin solder** was certified in a German-French collaboration by the Bureau National de Métrologie, involving several industrial laboratories of both countries. The sieved material (fraction 40 to 200 µm) is available from BAM in glass bottles containing 100 g each.

Potassiumdicyanoaurate(I) is provided for wet chemical analysis. It was certified by BAM in collaboration with the Working Group „Precious Metals“ of the Committee of Chemists of the GDMB. It is available in glass bottles containing 6 g each.

Each sample is distributed together with a certificate which contains the certified values together with their uncertainties (95%-level) and the indicative values. The mean values of the accepted data sets, their standard deviations and the standard deviations of the laboratories are also given in the certificate together with the laboratories participating in the certification campaign and the analytical methods used for element determination.

Authentic for the certified element contents are only the values given in the certificates, not the values given in this catalogue.

Aluminium Chips

Mass fraction in %

CRM-No.	201	300	301
Description	GAISI12	AlMg3	Al99,8
Year of issue	1963	1959	1961
Al	(matrix)	(matrix)	(matrix)
Si	13,20	0,14	0,061
Mg	0,0024	2,67	0,0008
Cu	0,009	0,046	0,0016
Fe	0,18	0,198	0,054
Mn	0,38	0,018	0,001
Cr	–	0,23	–
Ni	–	–	–
Pb	–	0,016	–
Sn	–	(< 0,0005)	(< 0,0005)
Ti	0,011	0,011	0,005
V	–	–	0,0018
Zn	0,038	0,128	0,033

(Values in parentheses are indicative values)

Aluminium

Discs

Mass fraction in µg/g (bold in %) ± 95%-confidence interval

CRM-No.	ERM®-EB307a	BAM-M308a ^A	BAM-310	BAM-311	ERM®-EB312a ^A
Description	AlMg4,5Mn	AlZnMgCu1,5	Al99,85Mg1	AlCuMg2	AlMgSi0,5
Year of issue	2016	2018	1993	1993	2017
Si	0,152 ± 0,005	0,072 ± 0,003	0,0797 ± 0,0012	0,2040 ± 0,0029	0,403 ± 0,008
Fe	0,345 ± 0,007	0,164 ± 0,005	0,0705 ± 0,0012	0,310 ± 0,006	0,198 ± 0,004
Cu	0,0939 ± 0,0026	1,36 ± 0,03	16,9 ± 0,9	4,653 ± 0,028	0,0509 ± 0,0014
Mn	0,811 ± 0,010	0,0343 ± 0,0005	30,7 ± 1,1	0,694 ± 0,006	0,0488 ± 0,0011
Mg	4,80 ± 0,09	2,28 ± 0,05	0,994 ± 0,015	1,567 ± 0,014	0,379 ± 0,004
Cr	0,1536 ± 0,0026	0,192 ± 0,004	0,90 ± 1,2	0,1037 ± 0,0014	0,0320 ± 0,0009
Ni	0,0097 ± 0,0005	147 ± 3	24,4 ± 1,4	0,0519 ± 0,0009	40,7 ± 2,4
Zn	0,0690 ± 0,0016	5,61 ± 0,08	86 ± 4	0,2005 ± 0,0022	0,0297 ± 0,0008
Ti	0,0595 ± 0,0016	257 ± 7	30,1 ± 1,1	0,0562 ± 0,0006	0,0291 ± 0,0011
Al	(matrix)	(matrix)	(matrix)	(matrix)	(matrix)
As	–	–	–	–	–
B	–	–	(6)	–	(2,7 ± 1,0)
Be	5,37 ± 0,16	1,8 ± 0,1	1,28 ± 0,14	5,2 ± 0,4	–
Bi	–	–	–	500 ± 30	18,0 ± 1,8
Ag	–	6,5 ± 0,6	–	–	–
Ca	19,2 ± 2,8	–	7,3 ± 0,4	(6)	(16,9 ± 2,5)
Cd	32,6 ± 1,4	–	23,7 ± 0,7	12,7 ± 0,5	16,7 ± 1,3
Co	5,1 ± 0,5	–	(9)	11,5 ± 1,0	–
Ga	0,0124 ± 0,0005	–	115,2 ± 2,4	159 ± 5	0,0129 ± 0,0003
In	–	–	–	–	–
Hg	(34 ± 5)	–	–	–	–
Li	8,1 ± 0,5	–	3,66 ± 0,12	5,3 ± 0,5	6,0 ± 1,1
Mo	–	–	–	–	–
Na	(8,4 ± 2,4)	15,8 ± 2,2	(3)	(18)	(4,0 ± 1,8)
P	–	–	(3)	–	–
Pb	0,0084 ± 0,0004	43,6 ± 2,7	34,7 ± 2,5	504 ± 11	49,7 ± 2,1
Sb	46 ± 6	–	–	–	–
Sn	0,0075 ± 0,0004	–	23,8 ± 1,8	127 ± 12	–
Sr	–	–	–	–	11,1 ± 0,7
Tl	–	–	–	–	–
V	0,0119 ± 0,0004	–	44,4 ± 2,3	240 ± 8	67,3 ± 1,4
Zr	31,9 ± 1,2	87,3 ± 2,6	13,5 ± 1,9	0,140 ± 0,005	8,5 ± 0,7

(Values in parentheses are indicative values)

- continued -

^{A)} Accredited by DAKKS as a producer of RM in accordance with ISO Guide 34 in combination with ISO/IEC 17025

Aluminium, discs (continued)

Mass fraction in µg/g (bold in %) ± 95%-confidence interval

CRM-No.	ERM®-EB314a	ERM®-EB315a ^A	ERM®-EB316	ERM®-EB317	BAM-M318 ^D
Description	AlSi11Cu2Fe	AlSi9Cu3	AlSi12	AlZn6CuMgZr	AlSi1,2Mg0,4
Year of issue	2016	2017	2009	2013	2019
Si	11,51 ± 0,15	9,88 ± 0,18	11,98 ± 0,20 ⁺	271 ± 22	1,211 ± 0,017
Fe	0,992 ± 0,017	0,621 ± 0,014	0,1054 ± 0,0021 ⁺	0,112 ± 0,003	0,246 ± 0,008
Cu	2,08 ± 0,07	2,46 ± 0,08	0,0297 ± 0,0008 ⁺	1,77 ± 0,06	0,0908 ± 0,0025
Mn	0,404 ± 0,008	0,311 ± 0,009	0,204 ± 0,004 ⁺	912 ± 19	0,0985 ± 0,0017
Mg	0,196 ± 0,004	0,446 ± 0,023	0,045 ± 0,004 ⁺	2,39 ± 0,07	0,356 ± 0,009
Cr	0,0574 ± 0,0012	0,0274 ± 0,0004	59,3 ± 2,6 ⁺	0,141 ± 0,003	0,0208 ± 0,0004
Ni	0,242 ± 0,006	0,955 ± 0,0022	0,0235 ± 0,0011 ⁺	359 ± 14	50,0 ± 1,9
Zn	1,100 ± 0,015	0,801 ± 0,010	0,0611 ± 0,0012 ⁺	6,93 ± 0,26	0,0486 ± 0,0011
Ti	0,188 ± 0,004	0,142 ± 0,006	0,0790 ± 0,0015 ⁺	952 ± 156	0,0238 ± 0,0010
Al	(matrix)	(matrix)	(matrix)	(matrix)	(matrix)
As	28 ± 7	–	–	–	–
B	–	(2,1 ± 2,0)	(< 1,5)	(37 ± 32)	(<2)
Be	4,65 ± 0,22	4,33 ± 0,16	2,95 ± 0,17 ⁺	10,1 ± 0,8	4,7 ± 0,3
Bi	92 ± 6	36 ± 4	140 ± 7 ⁺	41 ± 6	–
Ag	–	–	(183 ± 10 ⁺)	73 ± 5	–
Ca	–	–	(11,3 ± 1,4 ⁺)	(6,0 ± 2,7)	9,1 ± 1,6
Cd	5,2 ± 1,0	7,9 ± 1,0	20,8 ± 1,5 ⁺	–	9,6 ± 1,2
Co	74 ± 4	(1,4 ± 0,7)	(< 1,5)	–	–
Ga	164 ± 4	0,0089 ± 0,0003	105 ± 5 ⁺	183 ± 12	0,0189 ± 0,0005
In	–	–	–	162 ± 11	–
Hg	–	(22 ± 6)	(35 ± 7 ⁺)	–	7,6 ± 1,1
Li	–	–	(1,00 ± 0,03 ⁺)	–	6,0 ± 0,7
Mo	–	–	–	–	–
Na	–	–	–	–	(3,7 ± 1,3)
P	–	(7 ± 4)	–	(27 ± 15)	–
Pb	0,189 ± 0,010	0,077 ± 0,003	87 ± 7 ⁺	48,1 ± 2,3	56 ± 3
Sb	102 ± 19	51 ± 10	(56 ± 5 ⁺)	–	–
Sn	0,201 ± 0,004	0,0764 ± 0,0020	(106 ± 11 ⁺)	237 ± 18	20,6 ± 1,1
Sr	–	–	260 ± 7 ⁺	–	–
Tl	–	–	–	–	–
V	277 ± 7	47,0 ± 2,3	98 ± 7 ⁺	105 ± 7	0,0104 ± 0,0003
Zr	103 ± 3	31,0 ± 1,9	32,8 ± 0,7 ⁺	0,130 ± 0,008	32,9 ± 1,4

(Values in parentheses are indicative values)

⁺ Estimated expanded uncertainty with a coverage factor of $k=2$ ^{A)} Accredited by DAkkS as a producer of RM in accordance with ISO Guide 34 in combination with ISO/IEC 17025^{D)} Accredited by DAkkS as a producer of RM according to ISO 17034

Copper Chips

Mass fraction in % \pm standard deviation

CRM-No.	223	224	227
Description	CuZn39Pb2	CuZn40MnPb	Rg7
Year of issue	1974	1975	1979
Cu	58,74 \pm 0,02	57,40 \pm 0,02	85,57 \pm 0,03
Sn	0,089 \pm 0,004	0,066 \pm 0,003	6,01 \pm 0,07
Zn	38,82 \pm 0,09	39,40 \pm 0,04	3,46 \pm 0,03
Pb	2,13 \pm 0,02	1,13 \pm 0,04	4,12 \pm 0,04
Fe	0,091 \pm 0,002	0,136 \pm 0,002	0,129 \pm 0,002
Ni	0,0214 \pm 0,0005	0,038 \pm 0,001	0,284 \pm 0,003
Mn	(< 0,001)	1,70 \pm 0,03	–
Al	(< 0,002)	0,0012 \pm 0,0002	(< 0,0001)
Ag	–	–	–
As	0,0084 \pm 0,0005	0,0025 \pm 0,0002	0,081 \pm 0,002
Bi	0,0018 \pm 0,0001	0,0006 \pm 0,0001	0,0088 \pm 0,0002
Cd	–	–	–
Co	–	–	–
P	0,0003 \pm 0,00015	0,0112 \pm 0,0002	(0,0002)
S	0,0011 \pm 0,0001	0,0004 \pm 0,0001	0,122 \pm 0,005
Sb	0,0040 \pm 0,0002	0,0026 \pm 0,0001	0,160 \pm 0,002
Se	(< 0,0001)	–	0,0028 \pm 0,0002
Si	(< 0,003)	(0,002)	(< 0,01)
Te	–	–	0,0012 \pm 0,0003

(Values in parentheses are indicative values)

- continued -

Copper, chips (continued)

Mass fraction in µg/g (bold in %) ± 95%-confidence interval

CRM-No.	228	BAM-229	BAM-M365a ^A
Description	Rg10	CuZn37	Pure copper
Year of issue	1979	1996	2017
Cu	85,34 ± 0,03	63,334% ± 0,007 %	99,73 % ± 0,07 %
Zn	9,76 ± 0,05	36,63 % ± 0,04 %	30 ± 4
Sn	3,32 ± 0,05	48,5 ± 1,1	–
Pb	1,24 ± 0,03	192 ± 5	141 ± 4
Fe	0,036 ± 0,002	106,1 ± 2,1	6,1 ± 1,3
Ni	0,109 ± 0,005	111,4 ± 0,9	235 ± 5
Mn	(< 0,001)	–	–
Al	(0,0001)	–	–
Ag	–	–	159 ± 5
As	0,024 ± 0,001	21,7 ± 0,8	40,4 ± 0,8
Bi	0,0086 ± 0,0003	–	30,0 ± 1,2
Cd	–	–	–
Co	–	–	2,13 ± 0,14
P	0,019 ± 0,001	(10,6 ± 1,6)	–
S	0,036 ± 0,002	–	–
Sb	0,078 ± 0,001	7,2 ± 0,7	12,1 ± 1,0
Se	0,0012 ± 0,0001	34 ± 4	179 ± 12
Si	–	–	–
Te	–	–	1,27 ± 0,12

(Values in parentheses are indicative values)

^{A)} Accredited by DAkKS as a producer of RM in accordance with ISO Guide 34 in combination with ISO/IEC 17025

Copper

Discs

Mass fraction in µg/g (bold in %) ± 95%-confidence interval

CRM-No.	BAM-368	BAM-369	BAM-370	BAM-371	BAM-372	ERM®-EB374 (BAM-374)
Description	CuZn20Al2	OF-Cu	OF-Cu	OF-Cu	OF-Cu	CuSn8
Year of issue	1993	1993	1993	1995	1995	1999
Cu	77,049 ± 0,018	(matrix)	(matrix)	(matrix)	(matrix)	92,22 ± 0,05
Al	1,972 ± 0,014	–	12,6 ± 0,8	–	–	(< 1)
Ni	258 ± 4	–	–	–	11,66 ± 0,24	32,7 ± 1,3
Fe	192,7 ± 2,9	–	–	18,3 ± 0,7	–	40 ± 4
Mn	202,8 ± 2,4	–	–	–	11,4 ± 0,4	4,3 ± 0,3
Zn	(matrix)	22,0 ± 0,6	–	–	–	40,4 ± 1,9
Ag	–	–	–	–	9,01 ± 0,29	12,1 ± 1,3
As	246 ± 9	–	–	–	10,3 ± 0,6	(4,3 ± 1,2)
Be	–	–	–	11,5 ± 0,6	–	–
Bi	–	9,7 ± 0,4	–	–	–	(2,2 ± 1,3)
C	–	–	–	–	–	–
Cd	–	–	–	1,63 ± 0,08	–	(< 1)
Co	–	10,42 ± 0,29	–	–	–	(< 1)
Cr	–	9,2 ± 0,5	–	–	–	(< 1)
Mg	62,1 ± 1,5	3,60 ± 0,18	–	–	–	(< 1)
P	89,9 ± 1,6	–	11,7 ± 0,7	–	–	0,170 ± 0,008
Pb	131,3 ± 2,4	–	15,8 ± 1,1	–	–	8,3 ± 0,9
S	(18,5 ± 2,9)	–	–	12,1 ± 0,9	–	(13 ± 5)
Sb	–	–	15,6 ± 1,3	–	–	(6,3 ± 1,4)
Se	–	–	–	–	(8,4 ± 0,6)	(< 2)
Si	130 ± 7	–	18,7 ± 3,0	–	–	(< 10)
Sn	147 ± 4	–	16,8 ± 0,9	–	–	7,60 ± 0,13
Te	–	–	–	14,4 ± 0,6	–	(< 1)
Ti	–	–	–	12,9 ± 0,7	–	(< 1)
Zr	–	–	–	–	5,8 ± 0,4	(< 1)

(Values in parentheses are indicative values)

- continued -

Copper, discs (continued)

Mass fraction in µg/g (bold in %) ± 95%-confidence interval

CRM-No.	ERM [®] -EB375 (BAM-375)	BAM-376a	ERM [®] -EB377 (BAM-377)	ERM [®] -EB378 (BAM-378)	BAM-M381
Description	CuZn39Pb3	Pure copper	CuSn6	CuSn6	Pure copper
Year of issue	1999	2016	1999	2000	2006
Cu	58,32 ± 0,05	(matrix)	94,04 ± 0,05	94,13 ± 0,04	(matrix)
Al	270 ± 5	(182 ± 10)	45,1 ± 1,2	(< 1)	(< 1)
Ni	0,1053 ± 0,0015	209 ± 6	107,4 ± 1,5	18,3 ± 0,9	0,7 ± 0,2
Fe	0,207 ± 0,004	235 ± 3	104,2 ± 2,7	182 ± 7	3,3 ± 0,2
Mn	222 ± 3	206 ± 3	92,1 ± 2,1	(0,74 ± 0,24)	0,22 ± 0,03
Zn	38,02 ± 0,08	217 ± 3	100,6 ± 3,0	(7,4 ± 1,0)	5,3 ± 0,3
Ag	166 ± 4	163 ± 3	64,4 ± 1,1	26,6 ± 1,3	< 1
As	231 ± 4	200 ± 3	(< 10)	99,5 ± 2,5	< 0,5
Be	–	(41 ± 6)	–	–	–
Bi	68,6 ± 2,5	200 ± 5	42,2 ± 1,5	(< 1)	< 0,3
C	–	–	–	–	–
Cd	85,9 ± 2,1	186,1 ± 3	(< 1)	100,7 ± 2,2	< 0,4
Co	196,4 ± 2,8	208 ± 2	(< 2)	89 ± 5	< 0,3
Cr	–	(400 ± 60)	66,9 ± 2,1	311 ± 5	< 0,4
Ge	(15 ± 5)	–	–	–	–
In	(104 ± 13)	–	–	–	–
Mg	–	(124 ± 19)	(< 1)	28,7 ± 0,8	< 0,6
P	(8,6 ± 1,2)	203 ± 5	(< 10)	602 ± 23	–
Pb	2,90 ± 0,03	236 ± 4	44,9 ± 2,3	4,2 ± 0,7	0,59 ± 0,07
S	–	(133 ± 19)	(6,8 ± 0,8)	9,1 ± 1,9	(3,2 ± 1,3)
Sb	122 ± 4	202 ± 5	13,0 ± 1,3	86,1 ± 2,6	< 1
Se	–	210 ± 4	55 ± 4	(< 2)	(< 1)
Si	211 ± 14	–	(134)	(< 10)	(< 3)
Sn	0,2090 ± 0,0024	247 ± 3	5,92 ± 0,13	5,74 ± 0,21	3,86 ± 0,25
Te	53,8 ± 2,4	215 ± 7	(< 1)	85,0 ± 2,6	(< 0,3)
Ti	–	(4,5 ± 1,7)	(< 1)	(29,4 ± 4)	(< 0,3)
Zr	–	42,2 ± 1,9	–	(1,7 ± 0,09)	< 6

(Values in parentheses are indicative values)

- continued -

Copper, discs (continued)

Mass fraction in µg/g (± 95%-confidence interval)

CRM-No.	BAM-M383a	BAM-M383b	BAM-M384a	BAM-M384b	BAM-M385a ^Δ
Description	Pure copper	Pure copper	Pure copper	Pure copper	Pure copper
Year of issue	2014	2014	2014	2014	2017
Cu	(matrix)	(matrix)	(matrix)	(matrix)	(matrix)
Al	(<1,5)	(<1,2)	(<1,5)	(2,9 ± 0,8)	13,3 ± 3,2
Ni	1,13 ± 0,11	1,43 ± 0,18	6,1 ± 0,5	4,7 ± 0,6	10,8 ± 0,6
Fe	(3,1 ± 0,8)	3,6 ± 0,6	2,7 ± 0,5	(5,1 ± 1,2)	44,2 ± 1,2
Mn	0,34 ± 0,07	0,18 ± 0,03	0,22 ± 0,03	8,1 ± 0,9	9,9 ± 0,9
Zn	17,1 ± 0,9	9,3 ± 0,4	5,3 ± 0,5	2,6 ± 0,5	9,2 ± 0,7
Ag	11,1 ± 0,5	10,6 ± 0,4	10,7 ± 0,4	11,3 ± 0,4	25,4 ± 0,5
As	2,5 ± 0,4	2,8 ± 0,4	5,4 ± 0,8	6,6 ± 1,1	9,4 ± 2,0
Be	–	–	–	–	–
Bi	2,7 ± 0,4	1,85 ± 0,21	6,16 ± 0,25	6,81 ± 0,23	5,64 ± 0,28
C	–	–	–	–	–
Cd	1,16 ± 0,04	0,93 ± 0,05	4,1 ± 0,2	4,0 ± 0,2	2,75 ± 0,28
Co	0,96 ± 0,06	1,02 ± 0,05	3,64 ± 0,16	10,4 ± 0,5	7,4 ± 0,4
Cr	(<1)	(<1)	(<0,2)	(2,3 ± 0,6)	10,4 ± 0,8
Mg	(<1)	(<1)	(<0,2)	3,3 ± 0,5	(32 ± 7)
P	(<1)	(<1)	(<1,5)	(<2)	10,0 ± 1,3
Pb	1,09 ± 0,22	1,01 ± 0,17	11,7 ± 1,1	1,6 ± 0,4	10,8 ± 1,0
S	(3,2 ± 1,5)	(3,6 ± 1,5)	(4,6 ± 1,4)	(3,8 ± 1,4)	(34,4 ± 2,5)
Sb	1,91 ± 0,20	1,69 ± 0,16	5,4 ± 0,5	5,8 ± 0,4	14,9 ± 0,8
Se	1,34 ± 0,27	1,17 ± 0,28	5,8 ± 0,6	(2,9 ± 0,7)	5,0 ± 0,7
Si	(<1)	(<2)	(<2,5)	(<2,5)	7,3 ± 0,8
Sn	1,01 ± 0,28	0,8 ± 0,4	2,6 ± 0,5	2,1 ± 0,4	16,1 ± 1,1
Te	1,77 ± 0,22	5,7 ± 0,9	9,3 ± 0,5	7,2 ± 0,7	8,1 ± 1,2
Ti	(<2)	(<1)	(<1)	2,9 ± 0,6	6,6 ± 1,1
Zr	(<1)	(<1)	(0,1 ± 0,07)	1,3 ± 0,4	(18 ± 7)
O	–	–	–	–	–

(Values in parentheses are indicative values)

- continued -

^Δ) Accredited by DAkkS as a producer of RM in accordance with ISO Guide 34 in combination with ISO/IEC 17025

Copper, discs (continued)

Mass fraction in µg/g (bold in %) ± 95%-confidence interval

CRM-No.	ERM®-EB387 (BAM-M387)	ERM®-EB388 (BAM-M388)	ERM®-EB389	ERM®-EB393a
Description	CuZn20Ni5	CuAl5Zn5Sn	CuNi25	CuZn21Si3P
Year of issue	2004	2004	2007	2016
Cu	75,18 ± 0,04	89,27 ± 0,05	74,3 ± 0,5	75,8 ± 0,3
Al	–	4,972 ± 0,024	(123 ± 10)	2,1 ± 0,4
Ni	5,020 ± 0,025	73,6 ± 2,0	24,7 ± 0,5	29,7 ± 1,5
Fe	617 ± 10	303 ± 9	0,107 ± 0,006	143 ± 5
Mn	796 ± 6	512 ± 6	0,415 ± 0,011	18,5 ± 0,6
Zn	19,57 ± 0,06	4,81 ± 0,03	0,1125 ± 0,0026	(20,8)
Ag	–	–	–	–
As	–	–	–	1,34 ± 0,16
B	–	–	(23 ± 6)	–
Be	–	–	–	–
Bi	–	–	44 ± 10	(0,19 ± 0,05)
C	–	–	(216 ± 24)	–
Cd	–	–	16 ± 3	0,61 ± 0,17
Co	–	–	770 ± 28	–
Cr	–	–	153 ± 6	1,56 ± 0,28
Mg	–	–	0,067 ± 0,009	–
P	–	–	93 ± 17	0,0454 ± 0,0012
Pb	10,8 ± 0,8	9,69 ± 0,83	98 ± 23	104 ± 4
S	–	–	(308 ± 23)	–
Sb	–	–	46 ± 5	(0,93 ± 0,29)
Se	–	–	–	(0,47 ± 0,15)
Si	–	–	(349 ± 37)	3,35 ± 0,06
Sn	30,1 ± 1,2	0,857 ± 0,011	262 ± 34	39,0 ± 0,9
Te	–	–	–	–
Ti	–	–	660 ± 18	–
Zr	–	–	0,098 ± 0,011	–

(Values in parentheses are indicative values)

CRM-No.	BAM-M390	BAM-M391	BAM-M392
Description	Pure copper	Pure copper	Pure copper
Year of issue	2010	2010	2010
Fe	0,79 ± 0,20	0,90 ± 0,21	0,80 ± 0,17
P	1,3 ± 0,4	3,3 ± 0,5	7,0 ± 0,5
Sn	(< 0,1)	(< 0,1)	(< 0,1)

(Values in parentheses are indicative values)

Copper, discs (continued)

Mass fraction in µg/g (bold in %) ± 95%-confidence interval

CRM-No.	BAM-M394	BAM-M394a	BAM-M396 ^o
Description	CuZn40Pb2	CuZn40Pb2	CuZn33Pb1AlSiAs
Year of issue	2017	2017	2019
Cu	57,70 ± 0,19	57,64 ± 0,17	65,49 ± 0,12
Al	(1,0 ± 1,1)	(7,9 ± 1,4)	0,223 ± 0,010
Ni	399 ± 8	386 ± 7	143 ± 17
Fe	0,1191 ± 0,0024	0,1323 ± 0,0026	0,0235 ± 0,0012
Mn	14,1 ± 0,7	12,5 ± 0,7	44,5 ± 1,9
Zn	–	–	–
Ag	–	–	–
As	100,1 ± 2,6	95,9 ± 1,6	0,0590 ± 0,0016
B	–	–	–
Be	–	–	–
Bi	8,1 ± 0,9	8,3 ± 1,0	3,2 ± 0,03
C	–	–	–
Cd	7,0 ± 0,4	7,3 ± 0,6	2,2 ± 0,2
Co	–	–	1,2 ± 0,1
Cr	(< 2)	1,3 ± 0,3	7,9 ± 0,7
Mg	–	–	–
P	15,7 ± 1,2	17,2 ± 1,6	8,9 ± 1,0
Pb	1,93 ± 0,04	1,92 ± 0,04	0,592 ± 0,014
S	–	–	–
Sb	23,8 ± 1,3	24,1 ± 1,0	6,1 ± 0,7
Se	–	–	(< 10)
Si	(5,5 ± 5,2)	(5,8 ± 4,1)	0,187 ± 0,008
Sn	0,232 ± 0,006	0,174 ± 0,006	0,0367 ± 0,0011
Te	–	–	–
Ti	–	–	–
Zr	–	–	–

(Values in parentheses are indicative values)

^o Accredited by DAkkS as a producer of RM according to ISO 17034

Oxygen in copper

Discs

Mass fraction in $\mu\text{g/g} \pm$ uncertainty

CRM-No.	BAM-379/1	BAM-379/2	BAM-379/3
Description	Pure copper	Pure copper	Pure copper
Cu	(matrix)	(matrix)	(matrix)
O	38 ± 4	212 ± 8	378 ± 12

(Values in parentheses are indicative values)

The samples 379/1 to 379/3 (year of issue: 2000) are available individually as well as in a set of all three samples. Each cylinder is 3 cm high and about 4 cm in diameter.

These samples are not certified reference materials as defined in the relevant standards because during certification analysis calibration was done using existing reference materials instead of pure chemicals or stoichiometric compounds.

Tin-lead solder –

Granulated powder

Mass fraction in % \pm 95%-confidence interval

CRM-No.	BNM 010
Description	Sn63Pb37
Year of issue	1991
Sn	$63,40 \pm 0,07$
Pb	$36,47 \pm 0,17$
Bi	$0,0245 \pm 0,0010$
Cd	$0,0016 \pm 0,0002$
Cu	$0,0417 \pm 0,0014$
Ni	$0,0021 \pm 0,0002$
Sb	$0,0488 \pm 0,0008$
Ag	(0,014)
As	(0,012)
Au	(< 0,001)
Fe	(0,0020)
In	(< 0,001)
Zn	(< 0,0001)

(Values in parentheses are indicative values)

Potassiumdicyanoaurate(I)

Mass fraction in g/kg \pm 95%-confidence interval

CRM-No.	BAM-501
Description	$\text{K}[\text{Au}(\text{CN})_2]$
Year of issue	1997
Au	$682,23 \pm 0,25$

Precious metal alloys

Slices

Mass fraction in % ± estimated expanded uncertainty ($k=2,5$)

CRM-No.	ERM [®] -EB506	ERM [®] -EB507	ERM [®] -EB508
Description	rose gold	white gold	yellow gold
Year of issue	2014	2014	2014
Au	58,56 ± 0,06	75,10 ± 0,11	75,12 ± 0,11
Ag	3,90 ± 0,05	3,02 ± 0,05	24,90 ± 0,05
Cu	35,65 ± 0,06	14,69 ± 0,05	—
Ni	—	4,99 ± 0,04	—
Zn	1,891 ± 0,018	2,107 ± 0,016	—

Zinc

Discs

Mass fraction in mg/kg ± 95%-confidence interval

CRM-No.	BAM-M601
Description	Pure zinc
Year of issue	2005
Cd	0,55 ± 0,06
Fe	2,20 ± 0,09
Cu	1,89 ± 0,11
Tl	2,25 ± 0,09
Pb	15,7 ± 0,3
Al	< 0,5
In	< 0,05

Zinc-alloy

Discs

Mass fraction in mg/kg (bold in %)

± estimated expanded uncertainty ($k=2$) (Fe: $k=3$)

CRM-No.	ERM [®] -EB602
Description	ZnAl4Cu1
Year of issue	2014
Al	4,08% ± 0,11%
Cu	0,812% ± 0,017%
Mg	0,0415% ± 0,0020%
Pb	19,5 ± 3,0
Cd	1,1 ± 0,5
Fe	7,3 ± 1,6
Sn	1,0 ± 0,5
Ni	2,5 ± 0,4
Si	11,4 ± 1,9
Ti	4,8 ± 0,4

Lead-alloys

Discs

Mass fraction in mg/kg (bold in %) ± estimated expanded uncertainty ($k=2$)

CRM-No.	ERM®-EB101a	ERM®-EB102a	ERM®-EB103
Description	PbCaSnAl	PbCaSn	PbSb1,6
Year of issue	2009	2009	2006
Ca	0,136 % ± 0,007 %	0,0635% ± 0,0022%	–
Sn	0,294 % ± 0,006 %	1,01 % ± 0,05 %	0,183% ± 0,026%
Al	0,0227% ± 0,0009%	124 ± 11	–
Ag	29,0 ± 1,1	170 ± 6	66 ± 6
Bi	165 ± 7	73,7 ± 2,6	158 ± 4
Cu	24,3 ± 1,1	1,3 ± 0,4	9,7 ± 0,9
Sb	(< 1,2)	(4 ± 4)	1,64 % ± 0,06 %
As	(< 2)	(< 2)	0,097% ± 0,004%
Se	–	–	180 ± 10
Tl	10,2 ± 0,6	30,2 ± 1,5	15,2 ± 0,7
Ni	(< 0,6)	–	3,02 ± 0,27
P	(< 3)	–	–
Cd	(< 2)	–	0,20 ± 0,08
S	(< 3)	(< 3)	(5,4 ± 1,2)
In	–	(< 2)	–
Te	(< 3)	(< 1,1)	(1,9 ± 0,6)
Zn	1,0 ± 0,8	(< 0,5)	–
Fe	(< 2)	(< 2)	–
Mg	(9 ± 1)	(< 1)	–
Na	(4 ± 1)	(4 ± 1)	–

(Values in parentheses are indicative values)

Mass fraction in mg/kg (bold in %) ± estimated expanded uncertainty ($k=2$)

CRM-No.	ERM®-EB104	ERM®-EB105	ERM®-EB106
Description	PbCaSn	PbCaSn	PbCaSn
Year of issue	2011	2011	2011
Ca	0,0530% ± 0,0018%	0,0595% ± 0,0016%	0,0782% ± 0,0026%
Sn	1,27 % ± 0,007 %	1,43 % ± 0,07 %	1,72 % ± 0,05 %
Ag	(29,3)	32,1 ± 0,9	(32,3)
Bi	(126)	133 ± 5	(135)

(Values in parentheses are indicative values)

Lead

Discs

Mass fraction in mg/kg ± estimated expanded uncertainty ($k=2$)

CRM-No.	ERM®-EB107	ERM®-EB108
Description	Pure lead	Pure lead
Year of issue	2015	2015
Cd	26,1 ± 1,1	26,0 ± 1,3
Hg	11,3 ± 0,9	8,3 ± 0,9

Lead

Discs

Mass fraction in mg/kg (bold in %) ± estimated expanded uncertainty ($k=2$)

CRM-No.	BAM-M109 ^A		BAM-M110 ^A	
Description	Refined Lead		PbSb3	
Year of issue	2018		2018	
As	0,0113	± 0,0006	0,107	± 0,008
Bi	0,0193	± 0,0006	0,0126	± 0,0004
Sb	0,0098	± 0,0003	3,08	± 0,08
Se		–	0,0106	± 0,0014
Sn	0,115	± 0,004	0,131	± 0,004
Ag	45,1	± 1,0	22,6	± 1,7
Cd	35,3	± 0,9		–
Cu	19,6	± 0,7	6,4	± 0,4
Ni	3,5	± 0,3		–
Te	30,6	± 1,5	3,8	± 0,9
Tl	3,0	± 0,5		–
Zn	31,8	± 2,1		(<1)
Al		(<2,1)		–
Ca		–		–
Cd		–		–
In		(<0,5)		–

(Values in parentheses are indicative values)

^{A)} Accredited by DAkkS as a producer of RM in accordance with ISO Guide 34 in combination with ISO/IEC 17025

Special materials

The CRMs in the field of **high tech ceramics** and of **refractory metals** were produced and certified by BAM in collaboration with the Working Group "Special Materials" of the Committee of Chemists of the Gesellschaft für Bergbau, Metallurgie, Rohstoff- und Umwelttechnik (GDMB). The analyses were carried out in BAM and in national and international laboratories of producers and users of these materials and of research institutes. The powder samples are supplied in tightly closed glass bottles containing 50 g or 100 g each.

The **glass** CRMs were produced and certified by BAM in collaboration with the Technical Committee 2 of the International Commission on Glass (ICG, TC-2). The analyses were carried out in BAM and in the laboratories of international members of ICG, TC-2 and some other laboratories. All laboratories are from glass making industry or from glass research institutes. The crushed glass sample (BAM-S004) is supplied in glass bottles containing 50 g each.

The material **BAM-H010** intended for use in quality assurance of measurements of elements in polymers and related matrices in order to support e.g. the EU directive 2002/95/EG (RoHS). The development and production of the acrylonitrile-butadiene-styrene terpolymer (ABS) has been carried by the Fachhochschule Münster. The certification process has been carried out by BAM. The reference material is available in form of granulate (100 g) or as discs with a diameter of 4 cm and a thickness of 1, 2 or 6 mm.

The **pure substances** are intended for analyte calibration and matrix simulation of atomic spectrometric methods, especially for X-ray fluorescence analysis (XRF). The samples were prepared and certified by Arbeitsgemeinschaft "Zertifiziertes Referenzmaterial Eisen und Stahl" (BAM, VDEh, MPI für Eisenforschung), Working Group "Primary substances for calibration". They can be ordered in polyethylene bottles with a unit size of 100 g. Each sample is distributed together with a certificate which contains the certified values together with their uncertainties (95%-level, if necessary extended by contributions from sample inhomogeneity) and the indicative values. The mean values of the accepted data sets, their standard deviations and the standard deviations of the mean values of laboratories are also given in the certificate together with the laboratories participating in the certification campaign and the analytical methods used for determination of element mass fractions or other parameters.

High tech ceramics Boron carbide powder

ERM®-ED102

Analyte	Certified value	Uncertainty *	Unit of mass fraction
Al	157	5	mg/kg
Ca	97	8	mg/kg
Co	0,39	0,09	mg/kg
Cr	5,6	1,2	mg/kg
Cu	2,2	0,4	mg/kg
Fe	686	22	mg/kg
Mn	10,4	0,5	mg/kg
Na	6,3	0,9	mg/kg
Ni	8,0	1,6	mg/kg
Si	268	22	mg/kg
Ti	96	5	mg/kg
Zr	48,9	2,3	mg/kg
C total	21,01	0,28	%
O	0,10	0,04	%
N	0,209	0,026	%
B total	78,47	0,31	%
B soluble	0,116	0,013	%
B ₂ O ₃	0,075	0,023	%
¹⁰ B ¹⁾	19,907	0,014	Isotopic abundance in %
	Indicative value	Uncertainty *	Unit of mass fraction
Mg	3,2	1,0	mg/kg
W	3,6	2,1	mg/kg
C free	0,51	0,12	%

* The uncertainty is the expanded uncertainty estimated in accordance with the Guide to the Expression of Uncertainty in Measurements (GUM) with a coverage factor of $k=2$.

¹⁾ Isotopic abundance (amount fraction) of ¹⁰Boron related to total amount of Boron.

Boron nitride powder

ERM®-ED103

Analyte	Certified value ¹⁾	Uncertainty ²⁾	Unit of mass fraction
Al	7,0	1,4	mg/kg
Ca	273	16	mg/kg
Cr	4,7	1,1	mg/kg
Fe	15,0	2,2	mg/kg
Mg	56	5	mg/kg
Na	12,3	1,0	mg/kg
Si	17	4	mg/kg
Ti	4,9	0,7	mg/kg
Co	(<0,1)	–	mg/kg
O	0,68	0,19	%
N	55,6	0,6	%
B total	43,5	0,5	%
B ₂ O ₃ adherent	0,070	0,014	%
C	(0,018)	(0,009)	%
H ₂ O	(<0,1)	–	%

(Values in parentheses are indicative values)

¹⁾ The certified values are the means of 5 - 13 series of results (depending on the parameter) obtained by different laboratories. Up to 6 different analytical methods were used for the measurement of each parameter. The calibration of the methods applied for determination of element mass fractions were carried out by using pure substances of definite stoichiometry or solutions prepared from them, thus, ensuring traceability to SI units.

²⁾ The certified uncertainty is the expanded uncertainty estimated in accordance with the Guide to the Expression of Uncertainty in Measurements (GUM) with a coverage factor $k = 2$. It includes contributions from sample inhomogeneity and sample stability.

Yttrium stabilized zirconium oxide

ERM®-ED105

Analyte	Certified value ¹⁾	Uncertainty ²⁾	Unit of mass fraction
Al	660	15	mg/kg
Ca	242	9	mg/kg
Fe	95	9	mg/kg
Mg	12,9	1,7	mg/kg
Si	195	40	mg/kg
Th	112	17	mg/kg
Ti	497	11	mg/kg
U	292	19	mg/kg
Hf	1,535	0,024	%
Y	6,11	0,09	%
P	(< 75)	–	mg/kg
ZrO ₂ (monoclinic)	(1,94)	–	%

(Values in parentheses are indicative values)

¹⁾ The certified values are the means of 11-20 series of results (depending on the parameter) obtained by different laboratories. Up to 7 different analytical methods were used for the measurement of each parameter. The methods applied for determination of element mass fractions were calibrated using pure substances of definite stoichiometry or solutions prepared from them, thus achieving traceability to the International System of Units (SI).

²⁾ The uncertainty of the certified value is the expanded uncertainty estimated in accordance with the Guide to the Expression of Uncertainty in Measurement (GUM) with a coverage factor $k = 2$. It includes contributions from sample inhomogeneity.

Silicon carbide powder

Analyte	BAM-S008 (transparent 200/F)	
	Mass fraction mg/kg	Uncertainty mg/kg
Al	47	7
B	3,0	1,2
Ca	0,25	0,6
Cr	0,16	0,05
Cu	0,10	0,05
Fe	4,8	0,8
Mg	0,07	0,07
Mn	0,05	0,02
Na	0,17	0,09
Ni	0,9	0,5
Ti	67	6
V	275	18
Zr	4,4	1,2
C _{free}	–	–
O	146	36
N	18	4
SiO _{2 free}	–	–
Si _{free}	–	–
	Mass fraction %	Uncertainty %
C _{total}	29,9	0,1
C _{free}	0,045	0,010

Refractory metals Tungsten metal powder

BAM-S002

Analyte	Mass fraction mg/kg	Uncertainty mg/kg
Al	29,4	0,9
Ca	46	4
Co	45	6
Cr	47,0	1,4
Cu	28,4	2,9
Fe	53	5
K	40,0	1,8
Mg	38,8	2,7
Mn	16,7	1,9
Mo	59	4
Na	41	5
Ni	29	4
P	(7,2)	(1,3)
Si	106	10
Sn	42	6

(Values in parentheses are indicative values)

Glass containing hexavalent chromium

BAM-S004

Analyte	Mass fraction	Uncertainty mg/kg
Mass fraction in mg/kg		
Cr-(VI)	94	5
Cr-total	471	25
Mass fraction in %		
SiO ₂	(70,9)	
Na ₂ O	(14,5)	
CaO	(9,4)	
Al ₂ O ₃	(2,15)	
BaO	(1,2)	
MgO	(0,90)	
ZnO	(0,33)	
SO ₂	(0,17)	
K ₂ O	(0,16)	
Cr ₂ O ₃	(0,07)	
Fe ₂ O ₃	(0,06)	
CuO	(0,04)	

(Values in parentheses are informative values)

Iron in flat glass

BAM-S050, BAM-S051, BAM-S052

CRM	Parameter	Mass fraction in %	Uncertainty in %	Element	Mass fraction in %	Uncertainty in %
	Certified values				Values for information	
BAM-S050	Fe(II)	0,0026	0,0004	Fe(III), calculated	0,0058	0,0012
BAM-S050	Fe(total)	0,0084	0,0012	Fe(II), calculated as Fe ₂ O ₃	0,0037	0,0007
BAM-S051	Fe(II)	0,0155	0,0013	Fe(III), calculated	0,0326	0,0021
BAM-S051	Fe(total)	0,0481	0,0017	Fe(II), calculated as Fe ₂ O ₃	0,0226	0,0022
BAM-S052	Fe(II)	0,160	0,005	Fe(III), calculated	0,437	0,011
BAM-S052	Fe(total)	0,597	0,011	Fe(II), calculated as Fe ₂ O ₃	0,229	0,008

Borosilicate glass

BAM-S053

Hydrolytic resistance of borosilicate glass,
Glass grains tests (ISO 720, USP<660>, Ph.Eur. 3.2.1, ISO 719)

Acid consumption according to	Consumption of 0,02M HCl per g in mL	Uncertainty in mL
ISO 720	0,0422	0,0030
USP<660>	0,0428	0,0025
Ph.Eur. 3.2.1	0,0429	0,0026
Values for information		
	Consumption of 0,01M HCl per g in mL	Uncertainty in mL
ISO 719	0,036	0,006

Medium purity graphite powder

BAM-S009

Certified values		
Parameter	Mass fraction ¹⁾ in mg/kg	Uncertainty ²⁾ in mg/kg
Al	0,27	0,08
B	0,83	0,18
Ba	0,80	0,09
Be	0,00050	0,00027
Ca	5,1	1,1
Co	0,143	0,017
Cr	1,39	0,20
Cu	0,067	0,012
Fe	28	4
K	1,04	0,20
Li	0,022	0,007
Mg	0,135	0,030
Mn	0,094	0,015
Mo	0,20	0,04
Na	0,32	0,08
Ni	5,6	0,6
P	0,26	0,06
Pb	0,052	0,028
S	10,7	1,8
Si	41	6
Sr	0,32	0,05
Ti	8,6	1,6
V	1,30	0,17
W	3,0	0,6
Y	0,049	0,011
Zn	0,070	0,018
Zr	0,81	0,19

Values for information		
Parameter	Mass fraction ³⁾ in mg/kg	Uncertainty ²⁾ in mg/kg
Ag	0,0018	0,0010
As	0,016	0,007
Bi	0,016	0,012
Cd	0,0022	0,0019
Eu	0,0021	0,0010
Sb	0,022	0,015
Sc	0,012	0,010
Sn	0,16	0,05
Ta	0,018	0,014
B _{ETV}	0,22 ⁴⁾	0,09
Si _{ETV}	12,8 ⁴⁾	2,4

Further informative values (laboratory mean values without statistical evaluation)										
Mass fraction in mg/kg										
Line no.	Au	Cs	Dy	Ga	Gd	Hg	In	La	Nb	Rb
1	< 0,00005	0,0038	0,010	< 0,02	0,021	0,0089	< 0,026	0,103	0,11	< 0,02
2	< 0,0032	0,0038	0,012		0,025	0,0089	< 0,05			
3	< 0,07		< 0,07		< 0,1	< 0,031				
4						< 0,06				
(continued)										
Line no.	Re	Rh	Se	Sm	Tb	Te	Th	U		Ash
1	< 0,0006	< 0,0055	0,011	0,012	0,0034	0,015	0,011	0,022		202
2	< 0,0086	< 0,4		0,014	0,0037	0,026	0,030	0,037		
3				< 0,3				< 0,1		

¹⁾Unweighted mean value of the means of accepted sets of data, each set being obtained by a different laboratory and/or a different method of measurement.

²⁾Estimated expanded uncertainty U with a coverage factor of $k = 2$, corresponding to a level of confidence of approx. 95 %, as defined in the Guide to the expression of uncertainty in measurement, (GUM, ISO/IEC Guide 98-3:2008).

³⁾Unweighted mean value of the means of accepted sets of data, each set being obtained by a different laboratory and/or a different method of measurement. Values were not certified, but given for information, when the number of accepted data sets were considered to be too low (< 5) or when the uncertainty from the inter-laboratory certification was considerably larger than the expected range or homogeneity data are lacking.

⁴⁾Method specific value obtained using ETV-ICP OES with an evaporation temperature of 2300 °C, according to DIN 51457: 2017-05, Testing of ceramic raw and basic materials - Direct determination of mass fractions of trace impurities in powders, granules and lumps of graphite by optical emission spectroscopy by inductively coupled plasma (ICP OES) and by electrothermal vaporization (ETV) under the action of a halogenated reaction gas (modifiers). For further details see technical report.

Niobium pentoxide

BAM-S011

Parameter	Mass fraction mg/kg	Uncertainty mg/kg
F	128	13
Al	(0,29)	(0,16)
Cr	(0,031)	(0,005)
Cu	(0,040)	(0,009)
Fe	(0,26)	(0,08)
Ta	(8)	(6)
Mo	(< 0,05)	–
Ni	(< 0,3)	–
Particle size	Value in μm	
d ₁₀	(0,87)	–
d ₅₀	(2,2)	–
d ₉₀	(18,1)	–

(Values in parentheses are informative values)

Acrylonitrile-butadiene-styrene copolymerisate (ABS)

BAM-H010

Analyte	Mass fraction $\mu\text{g/g}$	Uncertainty * $\mu\text{g/g}$
Pb	479	17
Br	240	21
Cd	93	5
Cr	470	36
Hg	(415)	–

(Value in parentheses an indicative value)

* The uncertainty is the expanded uncertainty with a coverage factor of $k=2$ and was determined according to the Guide to the Expression of Uncertainty in Measurement (GUM, ISO) 1993.

Pure substances

Mass fraction in µg/g (bold in %) ± 95%-confidence interval

CRM-No.	RS 1	RS 2	RS 3	RS 4	RS 5	RS 6A	RS 6B
Type	SiO ₂ ¹⁾ >99,99 %	Al ₂ O ₃ ²⁾ 99,76 %	CaCO ₃ ³⁾ 99,79 %	Ni ⁴⁾ 99,995 %	NiO ⁵⁾	MgO ⁶⁾ 100-350 µm	MgO ⁶⁾ 50-100 µm
Year	1991	1994	1994	1996	1996	1998	1998
CO ₂	–	–	43,95%	–	–	–	–
H ₂ O	–	0,22%	0,13%	–	0,015%	110	283
Ag	–	–	–	< 1	< 1	–	–
Al	8,7 ± 0,7	–	(< 5)	< 1	(< 15)	45 ± 9	49 ± 8
As	< 0,1	(< 0,5)	–	< 0,5	< 0,2	–	–
B	–	(< 5)	(< 0,2)	(< 2)	–	–	–
Ba	–	–	45,3 ± 1,7	–	< 1	(< 10)	(< 20)
Be	–	(< 0,2)	–	–	–	–	–
C	–	–	–	9,4 ± 2,0	14 ± 8	(< 50)	(< 210)
Ca	0,42 ± 0,09	3,1 ± 0,4	–	< 1	2,2 ± 0,9	994 ± 93	956 ± 149
Cd	< 0,05	(< 0,5)	(< 0,5)	< 0,2	< 0,2	–	–
Ce	–	(< 0,1)	–	–	–	–	–
Cl	–	(< 10)	–	–	–	–	–
Co	–	< 1	–	< 1	< 2	(< 5)	(< 5)
Cr	0,062 ± 0,021	< 1,5	< 1	< 0,5	16,1 ± 2,0	9,2	8,1
Cu	< 0,1	< 2,5	< 1	< 2	1,53 ± 0,18	(< 6)	(< 6)
Fe	0,62 ± 0,12	3,3 ± 1,6	< 5	4,2 ± 1,6	41 ± 7	72	71
Ga	–	(< 2)	(< 1,5)	< 0,2	< 0,5	–	–
Ge	< 1	–	–	–	–	–	–
Hg	< 0,05	–	–	(< 1)	–	–	–
In	–	(< 0,5)	–	(< 0,2)	(< 1)	–	–
K	0,48 ± 0,27	(< 5)	(< 30)	–	< 2	–	–
La	–	(< 0,3)	(< 0,5)	–	–	–	–
Li	0,25 ± 0,14	< 1	–	–	(< 2)	–	–
Mg	< 0,5	< 3	183 ± 5	< 0,8	< 1	60,19%	60,17%
Mn	< 0,2	< 1,5	3,0 ± 0,5	< 0,5	< 1	5,4	5,2
Mo	–	(< 1)	–	(< 0,2)	< 5	(< 10)	(< 10)
N	–	–	–	2,5 ± 1,0	–	–	–
Na	< 2	< 15	47,5 ± 2,7	(< 1)	< 2	–	–
Ni	< 0,2	< 10	(< 3)	99,995%±0,003%	78,57% ± 0,06%	3,9	3,3
O	–	–	–	(29)	21,41% ± 0,06%	–	–
Pb	< 0,15	–	(< 0,1)	< 1	< 2	(< 5)	(< 5)
S	–	–	–	(< 2)	(4)	–	–
Sb	–	–	–	< 0,2	(< 0,1)	–	–
Se	–	–	–	< 1	< 1	–	–
Si	–	< 20	(< 20)	(< 2)	(< 5)	–	–

(Values in parentheses are indicative values)

- continued -

Pure substances (continued)

CRM-No.	RS 1	RS 2	RS 3	RS 4	RS 5	RS 6A	RS 6B
Type	SiO ₂ ¹⁾ > 99,99 %	Al ₂ O ₃ ²⁾ 99,76 %	CaCO ₃ ³⁾ 99,79 %	Ni ⁴⁾ 99,995 %	NiO ⁵⁾	MgO ⁶⁾ 100-350 µm	MgO ⁶⁾ 50-100 µm
Year	1991	1994	1994	1996	1996	1998	1998
Sn	–	(< 1)	(< 1)	< 0,3	(< 1)	–	–
Sr	–	–	173 ± 8	–	(< 1)	2,0	2,1
Te	–	–	–	(< 0,2)	(< 0,2)	–	–
Ti	1,3 ± 0,4	< 2	(< 0,5)	–	(< 2)	1,3	1,2
Tl	–	–	–	< 0,2	(< 0,5)	–	–
V	–	(< 1)	–	(< 0,2)	< 1	8,4	7,8
W	–	–	–	(< 0,1)	(< 1)	–	–
Zn	< 1,3	< 2	< 2	< 4	3,4 ± 0,7	(< 6)	(< 6)
Zr	< 0,1	3,2 ± 1,3	(< 0,2)	–	(< 1)	(< 20)	(< 105)

(Values in parentheses are indicative values)

¹⁾ α-quartz, mean particle size: 150 µm

²⁾ α-aluminium oxide, average surface: 5,6 m²/g, bulk density: ca. 1,1 kg/L

³⁾ Pure calcite, the CO₂-content is given for the water free sample. It is 99,96 % of the theoretical value.

⁴⁾ Pure electrolytic nickel, the weight of one particle after milling is about 2 – 4 mg.

⁵⁾ Powdered nickel(II)oxide made by oxidation of powdered nickel (made by thermal decomposition of nickel carbonyl) with a particle size of 5 – 20 µm.

⁶⁾ Crystalline magnesium oxide with two different particle sizes

Platinum group elements (PGE) in used automobile catalyst

ERM®-EB504a ^{Δ)}

Element	Certified value ¹⁾	Uncertainty ²⁾
Mass fraction in mg/kg		
Pt	1414	9
Pd	1596	11
Rh	210,0	2,2

¹⁾ Unweighted mean value of the means of accepted sets of data, each set being obtained in a different laboratory and/or with a different method of determination. The values are traceable to the SI (Système International d'Unités) by the use of pure substances of known stoichiometry for calibration. Before analysis the material was dried for 8 h at 105 °C.

²⁾ Estimated expanded uncertainty *U* with a coverage factor of *k* = 2, corresponding to a level of confidence of about 95 %, as defined in the ISO/IEC Guide 98-3:2008 [Uncertainty of measurement -- Part 3: Guide to the expression of uncertainty in measurement (GUM:1995)].

^{Δ)} Accredited by DAKS as a producer of RM in accordance with ISO Guide 34 in combination with ISO/IEC 17025

Primary pure substances

By agreement with Physikalisch Technische Bundesanstalt (PTB) the materials in this group are the National Standards for Element Analysis in Germany. They are available only to the signatories (National Measurement Institutes) and designated laboratories as listed in the Mutual Recognition Arrangement MRA [<http://www.bipm.org/en/cipm-mra/>].

The substances are of high purity, and certified for the mass fraction of the matrix element by considering all possible impurities with other chemical elements. They are intended for gravimetric preparation of calibration solutions for analyte calibration with small combined uncertainty and enable to establish traceability to the international system of units (SI).

The material is supplied in glass bottles together with the certificate, which includes the prescribed procedure for etching before use and the informative values for the individual impurities. The certification reports are available on request.

Identifier	Description	Mass fraction w	Uncertainty U (with $k=2$)	Unit	Form	Unit size
BAM-Y001	high purity copper	0,999 970	0,000 010	kg/kg	compact material	0,5 g
BAM-Y002	high purity iron	0,999 862	0,000 044	kg/kg	compact material	0,5 g
BAM-Y003	high purity silicon	0,999 91	0,000 07	kg/kg	cubes 3×3×3 mm	0,5 g
BAM-Y004	high purity lead	0,999 92	0,000 06	kg/kg	compact material	0,5 g
BAM-Y005	high purity tin	0,999 91	0,000 06	kg/kg	compact material	0,5 g
BAM-Y006	high purity tungsten	0,999 81	0,000 10	kg/kg	compact material	0,5 g
BAM-Y007	high purity bismuth	0,999 90	0,000 07	kg/kg	compact material	0,5 g
BAM-Y008	high purity gallium	0,999 92	0,000 07	kg/kg	compact material	0,5 g
BAM-Y009	high purity sodium chloride	0,999 84	0,000 09	kg/kg	crystalline powder	0,5 g
BAM-Y010	high purity potassium chloride	0,999 83	0,000 10	kg/kg	crystalline powder	0,5 g

Environment

Calibration standards “Ethanol in Water”

The certified reference materials are solutions of ethanol in water, prepared gravimetrically in units of about 4 L. The ethanol concentration at 20 °C is certified.

Application: Calibration of breath alcohol analysers according to DIN VDE 0405-4; validation of methods for the analysis of ethanol in aqueous samples

Identifier	Concentration g/L	Expanded Uncertainty g/L
BAM-K001	1,0292	± 0,0010
BAM-K002	0,0000	± 0,0001
BAM-K003	0,6100	± 0,0006
BAM-K004	1,2100	± 0,0012
BAM-K005	1,4500	± 0,0014
BAM-K006	1,8200	± 0,0018
BAM-K007	3,3900	± 0,0033

Currently, the calibration standards are only sold to customers in Germany. Certificates are only available in German. To customers outside of Germany the standards may be sold on request. Please pay attention to the delivery notes given in our webshop [<https://webshop.bam.de>]!

Sulfur in petrol

ERM®-EF213

This material is a petroleum product containing sulfur (S) in its natural forms, closely matching commercial petrol fuels at a sulfur concentration slightly lower than actual legal limits in Germany and EU. The absence of artificially added sulfur species avoids any effects arising from species specific analytical methods. A suitable supply of petrol was obtained in bulk from ESSO Deutschland GmbH, Ingolstadt, Germany. The main purpose of the materials is to assess method performance, i.e. for checking accuracy of analytical results. As any reference material, it can also be used for control charts or validation studies.

Certified property	Mass fraction	
	Certified value ¹⁾ mg/kg	Uncertainty ²⁾ mg/kg
S	9,1	0,8

¹⁾ Unweighted mean of three sets of results obtained using isotope-dilution mass spectrometry applied as primary method of measurement. The value is traceable to the International System of Units (SI).

²⁾ The certified uncertainty is the expanded uncertainty estimated in accordance with the Guide to the Expression of Uncertainty in Measurement (GUM) with a coverage factor of $k=2$, corresponding to a level of confidence of about 95%

Organochloropesticides (OCP) in soil

ERM®-CC007a

Certification of the content of six DDT, DDE and HCH isomers in industrial soil.

Use of CRM for the validation and checking of the accuracy of analytical procedures for the quantitative determination of the contents of selected relevant organochloropesticides in soil by gas chromatography.

Compound	Certified value ¹⁾	Uncertainty ²⁾
α-HCH	219	23
β-HCH	1570	210
γ-HCH	21,4	2,6
p,p'-DDE	380	60
o,p'-DDT	340	50
p,p'-DDT	960	140

All values are given in µg/kg

¹⁾ The certified value is the mean of 7-8 laboratory means using GC-ECD and GC-MS including IDMS. The values are traceable to the SI (Système International d'Unités) via calibration using substances with certified purity.

²⁾ Estimated expanded uncertainty with a coverage factor of $k=2$, corresponding to a level of confidence of 95 %, as defined in the Guide to the Expression of Uncertainty in Measurement, (GUM, ISO), 1993.

Pentachlorophenol (PCP) in soil

ERM®-CC008 (BAM-U008), ERM®-CC009 (BAM-U009)

Certification of the content of PCP in two industrial soils.

Use of CRMs for the validation and checking of the accuracy of analytical procedures for the quantitative determination of the content of pentachlorophenol in soil.

CRM-No.	Compound	Certified value ¹⁾	Uncertainty ²⁾
ERM®-CC008	Pentachlorophenol (PCP)	2,04	0,18
ERM®-CC009	Pentachlorophenol (PCP)	2,91	0,23

All values are given in mg/kg

¹⁾ Unweighted mean value of 5 laboratory means using three different chromatographic methods combined with four detection principles (see below). The values are traceable to the SI (Système International d'Unités) via calibration using sufficiently pure substances.

²⁾ Estimated expanded uncertainty with a coverage factor of $k=2$, corresponding to a level of confidence of about 95 %, as defined in the Guide to the Expression of Uncertainty in Measurement (GUM, ISO), 1995.

Polycyclic aromatic hydrocarbons in soil

BAM-U013c^Δ)

Certified properties: Contents of 15 ¹⁾ of priority pollutant polycyclic aromatic hydrocarbons (PAH) according to EPA and the sum of the 15 listed PAH in industrial soil

Application: Validation and checking of the accuracy of analytical procedures for the quantitative determination of the contents of PAH in soil or similar solid matrices

Compound	Certified value ²⁾	Uncertainty ³⁾
Naphthalene	1,9	0,4
Acenaphthene	0,69	0,14
Fluorene	0,98	0,09
Phenanthrene	7,0	0,5
Anthracene	2,38	0,12
Fluoranthene	14,2	0,7
Pyrene	9,7	0,6
Benzo[a]anthracene	9,6	0,6
Chrysene	10,6	0,6
Benzo[b]fluoranthene	11,3	1,2
Benzo[k]fluoranthene	4,7	0,3
Benzo[a]pyrene	8,1	0,8
Dibenz[a,h]anthracene	2,02	0,26
Benzo[ghi]perylene	5,5	0,4
Indeno[1,2,3-cd]pyrene	5,5	0,5
PAH sum	94,2	4,0

All values are given as mass fractions in mg/kg

¹⁾ The mass fractions of Acenaphthylene (0,65 mg/kg) are given as not certified indicative values.

²⁾ The certified values are the unweighted mean value of 16 laboratory means using HPLC/DAD/F or GC/MS. The values are traceable to the SI (Système International d'Unités) via calibration using sufficiently pure substances.

³⁾ Estimated expanded uncertainty with a coverage factor of $k=2$, corresponding to a confidence level of approximately 95 %, as defined in the Guide to the Expression of Uncertainty in Measurement (GUM), ISO, 2008.

^{Δ)} Accredited by DAkkS as a producer of RM in accordance with ISO Guide 34 in combination with ISO/IEC 17025

Mineral oil contaminated sediment and soil

BAM-U015b, BAM-U021 and BAM-U022

Certified properties: Mineral oil content or total hydrocarbon (TPH) in sediment or soil to be determined by GC/FID

Application: Validation and checking of the accuracy of analytical procedures for the quantitative determination of mineral oil in sediment by gas chromatography (GC-FID) according to ISO 16703:2004 (soil quality)

CRM-No.	Measurand	Certified value ¹⁾	Uncertainty ²⁾
BAM-U015b sediment	Total petrol hydrocarbon (TPH)	920	100
BAM-U021 soil	Total petrol hydrocarbon (TPH)	3560	260
BAM-U022 sediment	Total petrol hydrocarbon (TPH)	8270	550

All values are given in mg/kg.

¹⁾ Unweighted mean value of 13-14 laboratory means using gas chromatography with flame ionisation detection (GC/FID) according to ISO 16703:2005.

²⁾ Estimated expanded uncertainty with a coverage factor of $k=2$, corresponding to a confidence level of approximately 95 %, as defined in the Guide to the Expression of Uncertainty in Measurement (GUM), ISO, 2008

Trace elements in contaminated sandy soil and river sediment

ERM®-CC020

Certified properties: Aqua regia extractable (ISO 11466) mass fractions

The material is intended for the verification of analytical results obtained by standardised procedures as well as for the validation of modified or new analytical procedures.

CRM-No.	ERM®-CC020 River sediment	
Analyte	Aqua regia extractable mass fractions	
	Certified value	Uncertainty ¹⁾
As	56,6	2,6
Cd	20,8	0,5
Co	290	8
Cr	32,8	1,5
Cu	560	11
Hg	255	11
Ni	27,4	0,6
Pb	158	6
V	53	4
Zn	2030	40

All values are given in mg/kg.

¹⁾ Estimated expanded uncertainty with a coverage factor of $k=2,5$, corresponding to a level of confidence of about 95 %, as defined in the Guide to the Expression of Uncertainty in Measurement (GUM), ISO, 1995.

Trace elements in contaminated soils

BAM-U110

Certified properties: Total and aqua regia extractable (ISO 11466) mass fractions

The material is intended for the verification of analytical results obtained by standardised procedures as well as for the validation of modified or new analytical procedures. Furthermore, it can be used for quality control or calibration purposes if X-ray fluorescence spectrometry or other methods of direct solid state analysis are applied.

Analyte	Total mass fractions		Aqua regia extractable mass fractions	
	Certified value	Uncertainty ¹⁾	Certified value	Uncertainty ¹⁾
As	15,8	1,4	13,0	1,1
Cd	7,3	0,6	7,0	0,4
Co	16,2	1,6	14,5	0,8
Cr	230	13	190	9
Cu	263	12	262	9
Hg	51,5	4,1	49,3	2,9
Mn	621	20	580	19
Ni	101	5	95,6	4,0
Pb	197	14	185	8
Zn	1000	50	990	40

All values are given in mg/kg.

¹⁾ Estimated expanded uncertainty with a coverage factor of $k=2$, corresponding to a level of confidence of about 95 %, as defined in the Guide to the Expression of Uncertainty in Measurement (GUM), ISO, 1995.

Trace elements in contaminated soils

BAM-U112a and BAM-U115

Certified properties: Aqua regia extractable (EN 16174) mass fractions

The material is intended for the verification of analytical results obtained by standardised procedures as well as for the validation of modified or new analytical procedures.

Analyte	BAM-U112a				BAM-U115 ^{Δ)}			
	Extraction according to EN 16174, Method A ¹⁾ (open vessel, reflux conditions)		Extraction according to EN 16174, Method B (microwave-assisted, 175 °C)		Extraction according to EN 16174, Method A ¹⁾ (open vessel, reflux conditions)		Extraction according to EN 16174, Method B (microwave-assisted, 175 °C)	
	Mass fraction in mg/kg	Uncertainty ²⁾ in mg/kg	Mass fraction in mg/kg	Uncertainty ²⁾ in mg/kg	Mass fraction in mg/kg	Uncertainty ²⁾ in mg/kg	Mass fraction in mg/kg	Uncertainty ²⁾ in mg/kg
As	10,3	0,5	10,4	0,7	27,7	0,9	27,9	1,1
Cd	4,12	0,15	4,09	0,17	4,52	0,17	4,65	0,16
Co	5,58	0,22	3,9	0,4	7,35	0,28	7,3	0,4
Cr	80,1	2,5	81,9	2,6	96,9	2,7	99,6	2,9
Cu	75,5	3,1	75	4	167	5	171	6
Hg	16,3	1,0	15,9	1,1	4,00	0,17	4,07	0,14
Ni	10,1	0,5	11,2	0,9	29,3	1,1	29,9	1,0
Pb	198	8	199	8	164	6	169	5
V	12,7	0,8	14,0	0,9	22,4	1,1	23,5	1,1
Zn	198	6	200	7	342	9	349	12

The certified values are corrected to the dry mass content of the material determined according to ISO 11465. They are operationally defined by the analytical protocols given in EN 16174.

¹⁾ Extraction procedure according to EN 16174, Method A, is identical to the analytical protocol given in ISO 11466.

²⁾ Estimated expanded uncertainty with a coverage factor of $k = 2$, corresponding to a level of confidence of approximately 95 %, as defined in the Guide to the Expression of Uncertainty in Measurement (GUM, ISO/IEC Guide 98-3:2008).

^{Δ)} Accredited by DAKKS as a producer of RM in accordance with ISO Guide 34 in combination with ISO/IEC 17025

Food

Acrylamide in crispbread

ERM[®]-BD272

Compound	Certified value ¹⁾	Uncertainty ³⁾
Acrylamide	0,98 mg/kg	0,09 mg/kg

Acrylamide in rusk

ERM[®]-BD274

Compound	Certified value ²⁾	Uncertainty ³⁾
Acrylamide	74 µg/kg	7 µg/kg

¹⁾ Unweighted mean of accepted mean values, independently obtained by 15 laboratories using different analytical methods.

²⁾ Unweighted mean of accepted mean values, independently obtained by 8 laboratories using different analytical methods.

³⁾ Estimated expanded uncertainty with a coverage factor of $k=2$, corresponding to a confidence level of about 95 %, as defined in the Guide to the Expression of Uncertainty in Measurement (GUM), ISO, 1995. Uncertainty contributions arising from characterisation as well as from homogeneity and stability testing were taken into account.

Fusarium mycotoxins in wheat flour

ERM[®]-BC600

Compound ¹⁾	Certified value ²⁾	Uncertainty ³⁾
Deoxynivalenol (DON)	102 µg/kg	11 µg/kg
Nivalenol (NIV)	1000 µg/kg	130 µg/kg
Zearalenone (ZON)	90 µg/kg	8 µg/kg

¹⁾ DON, NIV and ZON as measured by using appropriate sample preparation techniques (e.g. solvent extraction, clean-up, derivatisation), instrumental separation (HPLC, GC) and detection techniques corrected for extraction efficiency/recovery.

²⁾ Unweighted mean of accepted mean values, independently obtained in different laboratories using various methods. The certified values are traceable to the SI.

³⁾ Estimated expanded uncertainty with a coverage factor of $k=2$, corresponding to a confidence level of about 95 %, as defined in the Guide to the Expression of Uncertainty in Measurement (GUM), ISO, 1995. Uncertainty contributions arising from characterisation as well as from homogeneity and stability testing were taken into account.

T-2 and HT-2 toxin in oat flakes

ERM[®]-BC720

Compound ¹⁾	Certified value ²⁾	Uncertainty ³⁾
T-2 toxin [CAS number: 21259-20-1]	82 µg/kg	4 µg/kg
HT-2 toxin [CAS number: 26934-87-2]	81 µg/kg	4 µg/kg

¹⁾ T-2 and HT-2 toxin measured using sample preparation, instrumental separation (HPLC) and mass spectrometric detection as specified on page 3 of this certificate.

²⁾ The value given represents the unweighted mean value of 80 results (obtained by BAM). Certified values are traceable to the SI

³⁾ Estimated expanded uncertainty with a coverage factor of $k=2$, corresponding to a confidence level of about 95 %, as defined in the Guide to the Expression of Uncertainty in Measurement (GUM), ISO/IEC Guide 98-3 (2008). Uncertainty contributions arising from characterisation as well as from homogeneity and stability testing were taken into account.

Gas mixtures

Certified reference gas mixtures

The following certified reference gas mixtures (CRGMs) are prepared by BAM or industrial partners under mandate of BAM.

These CRGMs are offered and distributed by BAM exclusively.

CRGMs are prepared individually from pure gases according to ISO 6142 "Gas analysis – Preparation of calibration gases – Gravimetric method".

Pre-mixtures are employed for the preparation of CRGMs with minor components. The molar fraction of the components are certified according to ISO 6143 "Gas analysis – Determination of composition of calibration gas mixtures – Comparison methods" using primary reference gas mixtures (national primary standards of gas composition).

At request, calibration gas mixtures prepared by industrial customers and accepted by BAM can be certified by comparison with corresponding primary reference gas mixtures. These BAM-certified calibration gas mixtures are then used as reference standards, providing traceability to primary reference gas mixtures maintained at BAM. The stability is generally guaranteed over a period of two years.

Uncertainties are reported as expanded uncertainties (coverage factor $k=2$) according to GUM.

Binary certified reference gas mixtures

CRM-No.	Main component	Analyte	Range of molar fraction mol/mol	Range of uncertainty % rel
BAM-G010	Nitrogen (N ₂)	Helium (He)	0,01 to 0,5	0,8 to 0,5
BAM-G012	Synth. air	Helium (He)	0,005 to 0,5	2,0 to 0,5
BAM-G014	Argon (Ar)	Helium (He)	0,01 to 0,5	0,5
BAM-G020	Nitrogen (N ₂)	Hydrogen (H ₂)	0,01 to 0,2	0,8 to 0,5
BAM-G022	Helium (He)	Hydrogen (H ₂)	0,001 to 0,2	1,0 to 0,3
BAM-G024	Argon (Ar)	Nitrogen (N ₂)	0,01 to 0,5	0,5
BAM-G025	Methane (CH ₄)	Hydrogen (H ₂)	0,1	0,5
BAM-G030	Nitrogen (N ₂)	Oxygen (O ₂)	0,01 to 0,2	0,5
BAM-G037	Helium (He)	Nitrogen (N ₂)	0,00001 to 0,001	1,0 to 0,5
BAM-G038	Helium (He)	Argon (Ar)	0,000005 to 0,002	1,0 to 0,3
BAM-G039	Helium (He)	Oxygen (O ₂)	0,01 to 0,2	1,0 to 0,5
BAM-G040	Nitrogen (N ₂)	Carbon monoxide (CO)	0,00001 to 0,1	1,0 to 0,3
BAM-G042	Synth. air	Carbon monoxide (CO)	0,0001 to 0,01	1,0 to 0,5
BAM-G050	Nitrogen (N ₂)	Carbon dioxide (CO ₂)	0,00001 to 0,5	0,5 to 0,3
BAM-G052	Synth. air	Carbon dioxide (CO ₂)	0,0001 to 0,2	1,0 to 0,3
BAM-G055	Methane (CH ₄)	Carbon dioxide (CO ₂)	0,005 to 0,1	0,5
BAM-G060	Nitrogen (N ₂)	Methane (CH ₄)	0,00001 to 0,5	1,0 to 0,3
BAM-G062	Synth. air	Methane (CH ₄)	0,0001 to 0,001	1,0 to 0,5
BAM-G070	Nitrogen (N ₂)	Propane (C ₃ H ₈)	0,00005 to 0,01	1,0 to 0,5
BAM-G072	Synth. air	Propane (C ₃ H ₈)	0,0001 to 0,001	1,0 to 0,5
BAM-G100	Nitrogen (N ₂)	Hexane (C ₆ H ₁₄)	0,0001 to 0,001	2,0 to 0,8

Certified reference gas mixtures for vehicle exhaust emission measurements

CRM-No.	Main component	Analyte	Molar fraction mol/mol	Uncertainty % rel
BAM-G200	Nitrogen (N ₂)	Carbon monoxide (CO)	0,02	0,5
BAM-G210	Nitrogen (N ₂)	Carbon monoxide (CO)	0,045	0,5
BAM-G220	Nitrogen (N ₂)	Carbon monoxide (CO) Carbon dioxide (CO ₂) Propane (C ₃ H ₈)	0,005 0,06 0,0002	0,5 0,3 0,8
BAM-G225	Nitrogen (N ₂)	Carbon monoxide (CO) Carbon dioxide (CO ₂) Propane (C ₃ H ₈)	0,015 0,11 0,0006	0,5 0,3 0,5
BAM-G230	Nitrogen (N ₂)	Carbon monoxide (CO) Carbon dioxide (CO ₂) Propane (C ₃ H ₈)	0,035 0,14 0,002	0,5 0,3 0,5

Certified reference gas mixtures for gas calorimeters

CRM-No.	Main component	Analyte	Molar fraction mol/mol	Uncertainty % rel
BAM-G300 (2H)	Methane (CH ₄)	Ethane (C ₂ H ₆)	0,123	0,3
BAM-G310 (2HL)	Methane (CH ₄)	Ethane (C ₂ H ₆)	0,065	0,3
BAM-G320 (2LH)	Methane (CH ₄)	Nitrogen (N ₂)	0,07	0,3
BAM-G330 (2LHL)	Methane (CH ₄)	Nitrogen (N ₂)	0,087	0,3
BAM-G340 (2L)	Methane (CH ₄)	Nitrogen (N ₂)	0,117	0,3
BAM-G350 (2LL)	Methane (CH ₄)	Nitrogen (N ₂)	0,175	0,3
BAM-G360 (3S)	Methane (CH ₄)	Nitrogen (N ₂) Hydrogen (H ₂)	0,17 0,49	0,3 0,5

(The "CRM-No." in parentheses corresponds to the name used in requirement "PTB-A 7.63" by Physikalisch Technische Bundesanstalt (PTB).)

Multicomponent certified reference gas mixtures

CRM-No.	Main component	Analyte	Molar fraction mol/mol	Uncertainty % rel
BAM-G501	Nitrogen (N ₂)	Oxygen (O ₂) Argon (Ar)	0,20 0,01	0,5 0,5
BAM-G510	Nitrogen (N ₂)	Carbon monoxide (CO) Methane (CH ₄)	0,003 0,003	0,5 0,5
BAM-G530	Nitrogen (N ₂)	Oxygen (O ₂) Hydrogen (H ₂)	0,015 0,10	0,5 0,5

Certified reference gas mixtures for process gas chromatographs

CRM-No.	Main component	Analyte	Molar fraction mol/mol	Uncertainty % rel
BAM-G400 (6H)	Methane (CH ₄)	Nitrogen (N ₂)	0,004	0,5
		Carbon dioxide (CO ₂)	0,018	0,6
		Ethane (C ₂ H ₆)	0,094	0,3
		Propane (C ₃ H ₈)	0,034	0,3
		n-Butane (C ₄ H ₁₀)	0,01	0,5
		Methane (CH ₄)	0,84	0,05
BAM-G401 (6L)	Methane (CH ₄)	Nitrogen (N ₂)	0,14	0,3
		Carbon dioxide (CO ₂)	0,01	0,6
		Ethane (C ₂ H ₆)	0,03	0,4
		Propane (C ₃ H ₈)	0,005	0,8
		n-Butane (C ₄ H ₁₀)	0,001	0,5
		Methane (CH ₄)	0,814	0,05
BAM-G410 (L1-8K)	Methane (CH ₄)	Nitrogen (N ₂)	0,12	0,3
		Carbon dioxide (CO ₂)	0,045	0,6
		Ethane (C ₂ H ₆)	0,0075	0,8
		Propane (C ₃ H ₈)	0,003	0,8
		n-Butane (C ₄ H ₁₀)	0,002	0,5
		2-Methyl-propane (C ₄ H ₁₀)	0,002	0,5
		2-Methyl-butane (C ₅ H ₁₂)	0,0005	0,5
		Methane (CH ₄)	0,82	0,05
BAM-G411 (L2-8K)	Methane (CH ₄)	Nitrogen (N ₂)	0,103	0,3
		Carbon dioxide (CO ₂)	0,01	0,6
		Ethane (C ₂ H ₆)	0,04	0,4
		Propane (C ₃ H ₈)	0,013	0,4
		n-Butane (C ₄ H ₁₀)	0,002	0,5
		2-Methyl-propane (C ₄ H ₁₀)	0,002	0,5
		2-Methyl-butane (C ₅ H ₁₂)	0,0005	0,5
		Methane (CH ₄)	0,8295	0,05
BAM-G412 (H1-8K)	Methane (CH ₄)	Nitrogen (N ₂)	0,01	0,5
		Carbon dioxide (CO ₂)	0,009	0,6
		Ethane (C ₂ H ₆)	0,01	0,4
		Propane (C ₃ H ₈)	0,0025	0,8
		n-Butane (C ₄ H ₁₀)	0,002	0,5
		2-Methyl-propane (C ₄ H ₁₀)	0,002	0,5
		2-Methyl-butane (C ₅ H ₁₂)	0,0005	0,5
		Methane (CH ₄)	0,964	0,05
BAM-G413 (H2-8K)	Methane (CH ₄)	Nitrogen (N ₂)	0,04	0,3
		Carbon dioxide (CO ₂)	0,015	0,6
		Ethane (C ₂ H ₆)	0,082	0,4
		Propane (C ₃ H ₈)	0,02	0,3
		n-Butane (C ₄ H ₁₀)	0,002	0,5
		2-Methyl-propane (C ₄ H ₁₀)	0,002	0,5
		2-Methyl-butane (C ₅ H ₁₂)	0,0005	0,5
		Methane (CH ₄)	0,8385	0,05
BAM-G420 (11M)	Methane (CH ₄)	Oxygen (O ₂)	0,005	0,5
		Nitrogen (N ₂)	0,04	0,3
		Carbon dioxide (CO ₂)	0,015	0,6
		Ethane (C ₂ H ₆)	0,04	0,4
		Propane (C ₃ H ₈)	0,01	0,4
		n-Butane (C ₄ H ₁₀)	0,002	0,5
		2-Methyl-propane (C ₄ H ₁₀)	0,002	0,5
		n-Pentane (C ₅ H ₁₂)	0,0005	0,5
		2-Methyl-butane (C ₅ H ₁₂)	0,0005	0,5
		n-Hexane (C ₆ H ₁₄)	0,0005	0,5
		Methane (CH ₄)	0,8845	0,05

(The "CRM-No." in parentheses corresponds to the name used in requirement "PTB-A 7.63" by Physikalisch Technische Bundesanstalt (PTB).)

Certified reference gas mixtures for process gas chromatographs (continued)

CRM-No.	Main component	Analyte	Molar fraction mol/mol	Uncertainty % rel
BAM-G422 (P1-11K)	Methane (CH ₄)	Nitrogen (N ₂)	0,08	0,3
		Carbon dioxide (CO ₂)	0,03	0,6
		Ethane (C ₂ H ₆)	0,065	0,3
		Propane (C ₃ H ₈)	0,02	0,3
		n-Butane (C ₄ H ₁₀)	0,005	0,5
		2-Methyl-propane (C ₄ H ₁₀)	0,005	0,5
		n-Pentane (C ₅ H ₁₂)	0,001	0,5
		2-Methyl-butane (C ₅ H ₁₂)	0,001	0,5
		2,2-Dimethyl-propane (C ₅ H ₁₂)	0,00025	0,8
		n-Hexane (C ₆ H ₁₄)	0,00025	0,8
Methane (CH ₄)	0,7925	0,05		
BAM-G430 (11D)	Methane (CH ₄)	Nitrogen (N ₂)	0,04	0,3
		Carbon dioxide (CO ₂)	0,015	0,6
		Ethane (C ₂ H ₆)	0,04	0,4
		Propane (C ₃ H ₈)	0,01	0,4
		n-Butane (C ₄ H ₁₀)	0,002	0,5
		2-Methyl-propane (C ₄ H ₁₀)	0,002	0,5
		n-Pentane (C ₅ H ₁₂)	0,0005	0,5
		2-Methyl-butane (C ₅ H ₁₂)	0,0005	0,5
		2,2-Dimethyl-propane (C ₅ H ₁₂)	0,0005	0,5
		n-Hexane (C ₆ H ₁₄)	0,0005	0,5
Methane (CH ₄)	0,889	0,05		
BAM-G431 (H1-11K)	Methane (CH ₄)	Nitrogen (N ₂)	0,014	0,4
		Carbon dioxide (CO ₂)	0,0036	0,6
		Ethane (C ₂ H ₆)	0,004	0,8
		Propane (C ₃ H ₈)	0,002	0,8
		n-Butane (C ₄ H ₁₀)	0,001	0,5
		2-Methyl-propane (C ₄ H ₁₀)	0,001	0,5
		n-Pentane (C ₅ H ₁₂)	0,0005	0,5
		2-Methyl-butane (C ₅ H ₁₂)	0,0005	0,5
		2,2-Dimethyl-propane (C ₅ H ₁₂)	0,0005	0,5
		n-Hexane (C ₆ H ₁₄)	0,0005	0,5
Methane (CH ₄)	0,9724	0,05		
BAM-G432 (H2-11K)	Methane (CH ₄)	Nitrogen (N ₂)	0,0095	0,5
		Carbon dioxide (CO ₂)	0,015	0,6
		Ethane (C ₂ H ₆)	0,09	0,3
		Propane (C ₃ H ₈)	0,03	0,3
		n-Butane (C ₄ H ₁₀)	0,002	0,5
		2-Methyl-propane (C ₄ H ₁₀)	0,002	0,5
		n-Pentane (C ₅ H ₁₂)	0,0005	0,5
		2-Methyl-butane (C ₅ H ₁₂)	0,0005	0,5
		2,2-Dimethyl-propane (C ₅ H ₁₂)	0,0005	0,5
		n-Hexane (C ₆ H ₁₄)	0,0005	0,5
Methane (CH ₄)	0,8495	0,05		
BAM-G433 (H3-11K)	Methane (CH ₄)	Nitrogen (N ₂)	0,025	0,3
		Carbon dioxide (CO ₂)	0,01	0,6
		Ethane (C ₂ H ₆)	0,065	0,3
		Propane (C ₃ H ₈)	0,013	0,4
		n-Butane (C ₄ H ₁₀)	0,002	0,5
		2-Methyl-propane (C ₄ H ₁₀)	0,0025	0,5
		n-Pentane (C ₅ H ₁₂)	0,0005	0,5
		2-Methyl-butane (C ₅ H ₁₂)	0,00025	0,8
		2,2-Dimethyl-propane (C ₅ H ₁₂)	0,0005	0,5
		n-Hexane (C ₆ H ₁₄)	0,0005	0,5
Methane (CH ₄)	0,88075	0,05		

(The "CRM-No." in parentheses corresponds to the name used in requirement "PTB-A 7.63" by Physikalisch Technische Bundesanstalt (PTB).)

Certified reference gas mixtures for process gas chromatographs (continued)

CRM-No.	Main component	Analyte	Molar fraction mol/mol	Uncertainty % rel
BAM-G434 (L1-11K)	Methane (CH ₄)	Nitrogen (N ₂)	0,11	0,3
		Carbon dioxide (CO ₂)	0,0155	0,6
		Ethane (C ₂ H ₆)	0,0075	0,8
		Propane (C ₃ H ₈)	0,003	0,8
		n-Butane (C ₄ H ₁₀)	0,001	0,5
		2-Methyl-propane (C ₄ H ₁₀)	0,001	0,5
		n-Pentane (C ₅ H ₁₂)	0,0005	0,5
		2-Methyl-butane (C ₅ H ₁₂)	0,0005	0,5
		2,2-Dimethyl-propane (C ₅ H ₁₂)	0,0005	0,5
		n-Hexane (C ₆ H ₁₄)	0,0005	0,5
Methane (CH ₄)	0,86	0,05		
BAM-G435	Methane (CH ₄)	Nitrogen (N ₂)	0,012	0,5
		Carbon dioxide (CO ₂)	0,008	0,6
		Ethane (C ₂ H ₆)	0,11	0,3
		Propane (C ₃ H ₈)	0,045	0,3
		n-Butane (C ₄ H ₁₀)	0,001	0,5
		2-Methyl-propane (C ₄ H ₁₀)	0,001	0,5
		n-Pentane (C ₅ H ₁₂)	0,00035	0,8
		2-Methyl-butane (C ₅ H ₁₂)	0,00035	0,8
		2,2-Dimethyl-propane (C ₅ H ₁₂)	0,0005	0,5
		n-Hexane (C ₆ H ₁₄)	0,0002	0,8
Methane (CH ₄)	0,8216	0,05		
BAM-G436 (L2-11K)	Methane (CH ₄)	Nitrogen (N ₂)	0,092	0,3
		Carbon dioxide (CO ₂)	0,018	0,6
		Ethane (C ₂ H ₆)	0,03	0,4
		Propane (C ₃ H ₈)	0,005	0,8
		n-Butane (C ₄ H ₁₀)	0,001	0,5
		2-Methyl-propane (C ₄ H ₁₀)	0,001	0,5
		n-Pentane (C ₅ H ₁₂)	0,0005	0,5
		2-Methyl-butane (C ₅ H ₁₂)	0,0005	0,5
		2,2-Dimethyl-propane (C ₅ H ₁₂)	0,0005	0,5
		n-Hexane (C ₆ H ₁₄)	0,0005	0,5
Methane (CH ₄)	0,851	0,05		
BAM-G437	Methane (CH ₄)	Nitrogen (N ₂)	0,008	0,5
		Carbon dioxide (CO ₂)	0,01	0,6
		Ethane (C ₂ H ₆)	0,01	0,8
		Propane (C ₃ H ₈)	0,005	0,8
		n-Butane (C ₄ H ₁₀)	0,001	0,5
		2-Methyl-propane (C ₄ H ₁₀)	0,001	0,5
		n-Pentane (C ₅ H ₁₂)	0,0005	0,5
		2-Methyl-butane (C ₅ H ₁₂)	0,0005	0,5
		2,2-Dimethyl-propane (C ₅ H ₁₂)	0,0005	0,5
		n-Hexane (C ₆ H ₁₄)	0,001	0,5
Methane (CH ₄)	0,9625	0,05		
BAM-G440 (16M)	Methane (CH ₄)	Helium (He)	0,005	1,0
		Oxygen (O ₂)	0,005	0,5
		Nitrogen (N ₂)	0,05	0,3
		Carbon dioxide (CO ₂)	0,01	0,6
		Carbon monoxide (CO)	0,005	0,5
		Hydrogen (H ₂)	0,01	0,8
		Ethene (C ₂ H ₄)	0,005	0,8
		Ethane (C ₂ H ₆)	0,025	0,4
		Propene (C ₃ H ₆)	0,005	0,8
		Propane (C ₃ H ₈)	0,01	0,5
		n-Butane (C ₄ H ₁₀)	0,002	0,5
		2-Methyl-propane (C ₄ H ₁₀)	0,002	0,5
		n-Pentane (C ₅ H ₁₂)	0,0005	0,5
		2-Methyl-butane (C ₅ H ₁₂)	0,0005	0,5
		n-Hexane (C ₆ H ₁₄)	0,0006	0,5
Methane (CH ₄)	0,8644	0,05		

(The "CRM-No." in parentheses corresponds to the name used in requirement "PTB-A 7.63" by Physikalisch Technische Bundesanstalt (PTB).)

Certified reference gas mixtures for process gas chromatographs (continued)

CRM-No.	Main component	Analyte	Molar fraction mol/mol	Uncertainty % rel
BAM-G441 (12M)	Methane (CH ₄)	Oxygen (O ₂)	0,005	0,5
		Nitrogen (N ₂)	0,04	0,3
		Carbon dioxide (CO ₂)	0,015	0,6
		Hydrogen (H ₂)	0,01	0,8
		Ethane (C ₂ H ₆)	0,04	0,4
		Propane (C ₃ H ₈)	0,01	0,5
		n-Butane (C ₄ H ₁₀)	0,002	0,5
		2-Methyl-propane (C ₄ H ₁₀)	0,002	0,5
		n-Pentane (C ₅ H ₁₂)	0,0005	0,5
		2-Methyl-butane (C ₅ H ₁₂)	0,0005	0,5
		n-Hexane (C ₆ H ₁₄)	0,0005	0,5
Methane (CH ₄)	0,8745	0,05		
BAM-G442 (13K)	Methane (CH ₄)	Oxygen (O ₂)	0,005	0,5
		Nitrogen (N ₂)	0,04	0,3
		Carbon dioxide (CO ₂)	0,015	0,6
		Hydrogen (H ₂)	0,01	0,8
		Ethane (C ₂ H ₆)	0,04	0,4
		Propane (C ₃ H ₈)	0,01	0,5
		n-Butane (C ₄ H ₁₀)	0,002	0,5
		2-Methyl-propane (C ₄ H ₁₀)	0,002	0,5
		n-Pentane (C ₅ H ₁₂)	0,0005	0,5
		2-Methyl-butane (C ₅ H ₁₂)	0,0005	0,5
		2,2-Dimethyl-propane (C ₅ H ₁₂)	0,0005	0,5
n-Hexane (C ₆ H ₁₄)	0,0005	0,5		
Methane (CH ₄)	0,8740	0,05		
BAM-G446 (B-5K)	Methane (CH ₄)	Oxygen (O ₂)	0,01	0,5
		Nitrogen (N ₂)	0,02	0,3
		Carbon dioxide (CO ₂)	0,055	0,6
		Hydrogen (H ₂)	0,02	0,8
		Methane (CH ₄)	0,895	0,05
BAM-G450 (17K)	Methane (CH ₄)	Helium (He)	0,005	1,0
		Oxygen (O ₂)	0,005	0,5
		Nitrogen (N ₂)	0,05	0,3
		Carbon dioxide (CO ₂)	0,01	0,6
		Carbon monoxide (CO)	0,005	0,5
		Hydrogen (H ₂)	0,01	0,8
		Ethene (C ₂ H ₄)	0,005	0,8
		Ethane (C ₂ H ₆)	0,025	0,4
		Propene (C ₃ H ₆)	0,005	0,8
		Propane (C ₃ H ₈)	0,01	0,5
		n-Butane (C ₄ H ₁₀)	0,002	0,5
		2-Methyl-propane (C ₄ H ₁₀)	0,002	0,5
		n-Pentane (C ₅ H ₁₂)	0,0005	0,5
		2-Methyl-butane (C ₅ H ₁₂)	0,0005	0,5
		2,2-Dimethyl-propane (C ₅ H ₁₂)	0,0005	0,5
n-Hexane (C ₆ H ₁₄)	0,0006	0,5		
Methane (CH ₄)	0,8639	0,05		
BAM-G460	Methane (CH ₄)	Helium (He)	0,005	1,0
		Nitrogen (N ₂)	0,12	0,3
		Carbon dioxide (CO ₂)	0,04	0,6
		Ethane (C ₂ H ₆)	0,0075	0,8
		Propane (C ₃ H ₈)	0,003	0,8
		n-Butane (C ₄ H ₁₀)	0,002	0,5
		2-Methyl-propane (C ₄ H ₁₀)	0,002	0,5
		n-Pentane (C ₅ H ₁₂)	0,0005	0,5
		2-Methyl-butane (C ₅ H ₁₂)	0,0005	0,5
		2,2-Dimethyl-propane (C ₅ H ₁₂)	0,0005	0,5
		n-Hexane (C ₆ H ₁₄)	0,0005	0,5
Methane (CH ₄)	0,8185	0,05		

(The "CRM-No." in parentheses corresponds to the name used in requirement "PTB-A 7.63" by Physikalisch Technische Bundesanstalt (PTB).)

Certified reference gas mixtures for process gas chromatographs (continued)

CRM-No.	Main component	Analyte	Molar fraction mol/mol	Uncertainty % rel
BAM-G471 (9M)	Methane (CH ₄)	Oxygen (O ₂)	0,0040	0,5
		Nitrogen (N ₂)	0,040	0,3
		Carbon dioxide (CO ₂)	0,025	0,6
		Hydrogen (H ₂)	0,002	1,0
		Ethane (C ₂ H ₆)	0,025	0,3
		Propane (C ₃ H ₈)	0,01	0,5
		n-Butane (C ₄ H ₁₀)	0,002	0,5
		2-Methyl-propane (C ₄ H ₁₀)	0,002	0,5
		Methane (CH ₄)	0,89	0,05
BAM-G472 (9E)	Methane (CH ₄)	Oxygen (O ₂)	0,02	0,3
		Nitrogen (N ₂)	0,08	0,3
		Carbon dioxide (CO ₂)	0,02	0,6
		Hydrogen (H ₂)	0,01	0,8
		Ethane (C ₂ H ₆)	0,04	0,4
		Propane (C ₃ H ₈)	0,03	0,3
		n-Butane (C ₄ H ₁₀)	0,005	0,5
		2-Methyl-propane (C ₄ H ₁₀)	0,005	0,5
		Methane (CH ₄)	0,79	0,05
BAM-G473 (P1-9K)	Methane (CH ₄)	Oxygen (O ₂)	0,003	0,5
		Nitrogen (N ₂)	0,03	0,3
		Carbon dioxide (CO ₂)	0,035	0,6
		Hydrogen (H ₂)	0,003	1,0
		Ethane (C ₂ H ₆)	0,0035	0,8
		Propane (C ₃ H ₈)	0,0475	0,3
		n-Butane (C ₄ H ₁₀)	0,003	0,5
		2-Methyl-propane (C ₄ H ₁₀)	0,003	0,5
		Methane (CH ₄)	0,872	0,05
BAM-G901	Natural gas	Carbon dioxide (CO ₂)	0,002 to 0,2	0,5 to 0,3

(The "CRM-No." in parentheses corresponds to the name used in requirement "PTB-A 7.63" by Physikalisch Technische Bundesanstalt (PTB).)

Elastomeric materials

Standard reference elastomers (SRE) from vulcanized rubbers

Standard Reference Elastomers (SRE) are characterized by standardized and controlled properties. One application area is the calibration of scientific and technical test apparatuses and methods (E001 and E003). They enable the exact determination of material data if the method of measuring by itself cannot give absolute measured values. They can further be used as part of a measuring device (E002, E004 to E007). The SRE E001, E003 to E007 consist of natural rubber (NR).

SRE made from nitrile rubber (NBR), hydrogenated nitrile rubber (HNBR), ethylene-propylene diene rubber (EPDM), polyacrylate rubber (ACM), silicone rubber (MVQ), fluoropolymer rubber (FKM) and chloroprene rubber (CR) are meant to determine the effect of mineral oils, lubricants, hydraulic liquids and other service fluids on vulcanizates made from the mentioned rubbers which are used for seals, hoses etc. They are different in their degree of swelling (E008 to E021). In most cases the physical properties of the elastomers such as density, hardness, compression set and tensile stress-strain are also specified.

The following SRE from vulcanized rubbers and for testing of vulcanized rubber products (E002) are produced and offered:

BAM-E001	Rubber test sheet for determination of abrasion resistance of vulcanized rubber according to DIN 53516 and ISO 4649 standard reference compound no. 1
BAM-E002	Abrasive paper sheet - according to DIN 53516 and ISO 4649; Annex A
BAM-E003	Rubber test sheet for determination of abrasion resistance of vulcanized rubber according to ISO 4649 standard reference compound no. 2
BAM-E004	Rubber sole sheet for measuring the electrostatic charging of floor by a walking test
BAM-E005	Rubber base ring for the portable tester for measuring the surface roughness of streets (Efflux meter in accordance with MOORE) according to EN 13036-3
BAM-E006/ BAM-E007	Rubber slider for the pendulum tester for measuring the surface grip property of streets (skid resistance test; SRT) according to EN 13036-4: 2003; CEN rubber and for the pendulum tester for the determination of the PSV-value (polished stone value) according to EN 1097-8
BAM-E008	Elastomer ISO 13226 SRE-NBR 28/PX designated for hydraulic area (vulcanized with peroxide, low elongation at break)
BAM-E009	Elastomer ISO 13226 SRE-NBR 28/SX designated for automotive area (vulcanized with thiurame, high elongation at break)
BAM-E010	Elastomer ISO 13226 SRE-NBR 34/SX designated for automotive area (vulcanized with thiurame, high elongation at break)
BAM-E011	Elastomer ISO 13226 SRE-HNBR/1X designated for hydraulic and automotive area (vulcanized with peroxide)
BAM-E012	Elastomer ISO 13226 SRE-ACM/1X designated for hydraulic and automotive area
BAM-E013	Elastomer ISO 13226 SRE-VMQ/1X designated for hydraulic and automotive area (vulcanized with peroxide)
BAM-E014	Elastomer ISO 13226 SRE-FKM/2X / ISO 6072 FKM 2 designated for hydraulic and automotive area
BAM-E015	Elastomer ISO 6072 NBR 1 designated for hydraulic and automotive area
BAM-E016	Elastomer ISO 6072 NBR 2 designated for hydraulic and automotive area
BAM-E017	Elastomer ISO 13226 SRE-NBR L designated for hydraulic and automotive area (vulcanized with thiurame, low content of acrylonitrile)
BAM-E018	Elastomer ISO 13226 SRE-NBR M designated for hydraulic and automotive area (vulcanized with thiurame, medium content of acrylonitrile)
BAM-E019	Elastomer ISO 6072 EPDM 1 designated for hydraulic and automotive area
BAM-E020	Elastomer ISO 6072 HNBR 1 designated for hydraulic and automotive area
BAM-E021	Elastomer ISO 13226 SRE-CR/1 designated for hydraulic and automotive area
BAM-E022	Rubber Slider for the pendulum tester (Skid Resistance Test, SRT) according to EN 13036-4: 2011; slider 57
BAM-E023	Rubber Slider Pad for the pendulum tester (SRT) according to EN 13036-4:2003; CEN rubber
BAM-E024	Rubber Slider Pad for the pendulum tester (SRT) according to EN 13036-4:2011; slider 57
BAM-E025	Reference Material for the determination of rebound resilience according to ISO 4662

BAM-E026 **Rubber Slider** for the pendulum tester according to EN 1436:2009, annex D

BAM-E027 **Rubber Slider** for the pendulum tester according to EN 1338:2003/AC:2006, annex I

In addition to the described applications, these SRE can generally be used in all cases in which elastomers with defined and reproducible properties are needed.

Optical properties

X-ray film step tablet

BAM-X001

Calibrated X-ray film step tablet of 15 steps

Covered optical density range: 0,25 – 5,0

Film type: Agfa - Gevaert Structurix D4

Calibration kit

Spectral fluorescence standards

BAM-F001b, BAM-F002b, BAM-F003b, BAM-F004b, BAM-F005b

For the determination of the relative spectral responsivity of fluorescence instruments, the control of the long-term stability of fluorescence instruments, and for the determination of corrected, i.e., instrument-independent emission spectra.

Five spectral fluorescence standards ready made by SIGMA-ALDRICH GmbH (now part of Merck KGaA), which cover the spectral region of 300 nm to 770 nm as a set.

This Reference Material is issued by BAM and distributed by SIGMA-ALDRICH GmbH.

Catalog Keyword: Spectral fluorescence standard kit (Product number: 75255)

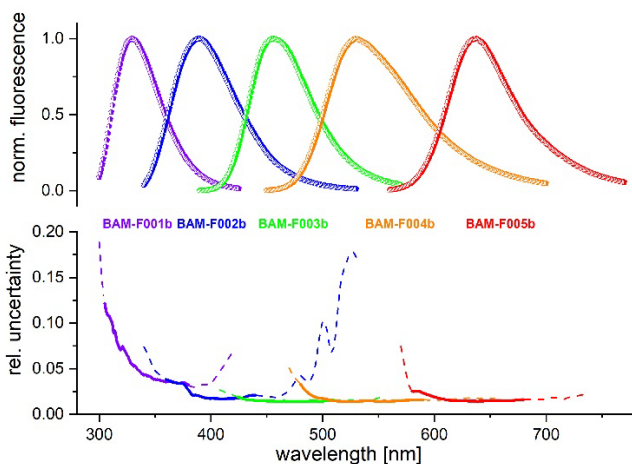
Addition of aliquots of 10 mL of ethanol to each solid standard yields a solution that can be measured without additional dilution steps.

Corrected emission spectra of BAM-F001b - BAM-F005b certified with a calibrated reference spectrofluorometer and the corresponding wavelength-dependent expanded relative uncertainties. Certification was performed according to ISO Guide 35 and the Guide to the Expression of Uncertainty in Measurement (GUM).

CD with the Certificate, the data evaluation software *LINKCORRWin1.3* including the certificate file BAM1808M6.CTF developed by BAM, and instructions for use of BAM-F001b - BAM-F005b and *LINKCORRWin1.3*.

Certified properties

Normalized corrected fluorescence emission spectra of BAM-F001b - BAM-F005b in ethanol for $T = 25\text{ °C}$. The emission spectra are traceable to the spectral photon radiance scale realized and disseminated in Germany by the Physikalisch-Technische Bundesanstalt (PTB) Berlin.



Certified normalized corrected fluorescence emission spectra of

← BAM-F001b – BAM-F005b

and

← expanded relative uncertainties

Glass-based multi-emitter fluorescence standard

BAM-F012

Intended as standard for Instrument Performance Validation (IPV) of fluorescence instruments with continuous excitation sources by regular evaluation of variations of the emission intensity pattern measured under identical measurement conditions.

The reference material consists of a rectangular block of a fluorescent multi-emitter (ME) glass with typical cuvette dimensions (12.5 mm x 12.5 mm x 40 mm) and four polished long faces.

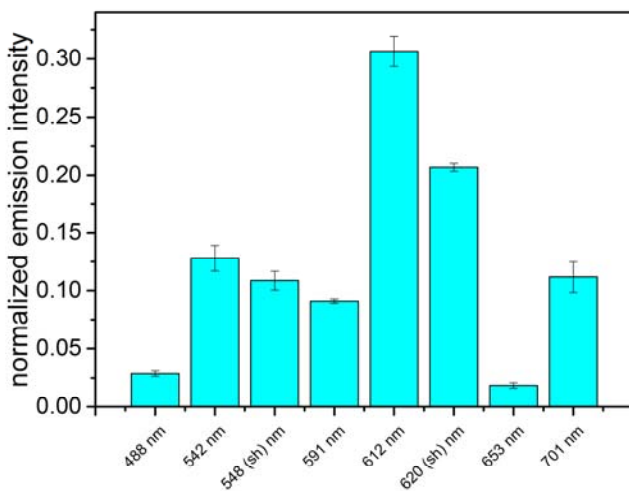
The fluorescence spectrum of the ME glass consists of several relatively sharp emission bands in the wavelength region between 450 nm and 720 nm. The normalized emission intensities, used for certification of the emission intensity pattern were derived from an emission spectrum corrected for the instrument-specific spectral responsivity $s(\lambda)$ of the BAM reference fluorometer equipped with a continuous excitation light source (excitation at $\lambda_{exc} = 365$ nm).

A Standard Operation Procedure (SOP) for use of fluorescence standard BAM-F012 is included.

The reference material is ready-to-use.

Certified properties

Normalized intensities of eight emission peaks (“emission intensity pattern”) of the multi-emitter (ME) glass BAM-F012. The intensities of the emission peaks were normalized by the sum of the signal maxima.



Emission intensity pattern of BAM-F012 with uncertainties using a coverage factor of $k=2$ corresponding to a confidence interval of approximately 95 %, as defined in GUM (ISO/IEC Guide 98-3:2008).

Porous reference materials

CRMs for the gas adsorption method

CRM-No.	BAM-PM-101	BAM-PM-102	BAM-P106
Description	SiO ₂ Powder	alpha-Al ₂ O ₃ Powder	Nanoporous TiO ₂ Granular material
Adsorptive	Krypton	Nitrogen	Nitrogen
Year of issue	1996	1996	2012
BET Specific surface area (m ² /g)	0,177 ± 0,014	5,41 ± 0,24	96,6 ± 1,7
Specific pore volume (cm ³ /g) <i>p/p₀</i> =0,99	–	–	0,2341 ± 0,0024
Mean pore diameter (nm)	–	–	9,69 ± 0,16
Most frequent pore diameter (nm)	–	–	8,2 ± 1,0 ¹⁾ 11,5 ± 0,9 ²⁾
Specific micropore volume (cm ³ /g)	–	–	–
Median pore width (nm)	–	–	–

CRM-No.	ERM [®] -FD107	BAM-P109	BAM-P110
Description	Faujasite type zeolite Pellets	Nanoporous carbon Beads	Titanium dioxide (Anatase)
Adsorptive	Nitrogen	Nitrogen	Nitrogen
Year of issue	2000	2010	2016
BET Specific surface area (m ² /g)	–	1396 ± 24	107,8 ± 1,6
Specific pore volume (cm ³ /g) <i>p/p₀</i> =0,99	–	–	–
Mean pore diameter (nm)	–	–	–
Most frequent pore diameter (nm)	–	–	–
Specific micropore volume (cm ³ /g)	0,217 ± 0,002	–	–
Median pore width (nm)	0,86 ± 0,02	–	–

¹⁾ calculated from the desorption branch of the isotherm

²⁾ calculated from the adsorption branch of the isotherm

Note: The uncertainty given here is ± 1 s (standard deviation of the laboratory means) for BAM-PM-101 to 102. In the case of BAM-P106 to 110 and ERM[®]-FD107 is it the expanded uncertainty with a coverage factor of *k*=2.

The reference materials are intended for checking the performance of instruments used for the determination of BET specific surface area, specific pore volume, and the pore diameter (pore width) by means of the gas adsorption methods according to DIN 66131 (replaced by DIN ISO 9277), DIN 66134, DIN 66135-4, ISO 9277, ISO 15901-2 and ISO 15901-3.

CRMs for the mercury intrusion method

High pressure range between 0,1 and 400 MPa

Certified properties:

- A) Pressure-volume curve (mercury intrusion curve) between 0,1 MPa and 400 MPa
 B) Diameter-volume curve (cumulative pore volume curve) between 3,7 nm and 14708 nm
 (for A and B see certificate)
 C) (i) Pore volume values at selected intrusion pressure points;
 (ii) Values for the pore diameter (see the table below)

CRM-No.	ERM [®] -FD120 (BAM-PM-120)	ERM [®] -FD121 (BAM-PM-121)	ERM [®] -FD122 (BAM-PM-122)	BAM-P127*
Description	alpha-Alumina	Porous glass	Porous glass	Alumina
	Beads	Beads	Beads	Beads
Year of issue	2000	2000	2000	2002
Pore volume (in mm ³ /g) at 50 MPa	–	–	–	69,4 ± 8,0
Pore volume (in mm ³ /g) at 100 MPa	545,0 ± 12,2	425,0 ± 47,1	919,7 ± 16,8	625,4 ± 13,6
Pore volume (in mm ³ /g) at 195 MPa	546,7 ± 12,7	621,9 ± 12,9	922,5 ± 17,5	637,1 ± 14,4
Pore volume (in mm ³ /g) at 200 MPa	546,8 ± 12,7	621,9 ± 12,9	922,6 ± 17,5	–
Pore volume (in mm ³ /g) at 395 MPa	548,1 ± 13,1	624,6 ± 13,4	924,4 ± 17,2	638,6 ± 21,6
Mean pore diameter d_{50} (nm)	228,0 ± 5,9	15,1 ± 0,2	139,0 ± 3,7	24,2 ± 1,0
Most frequent pore diameter $d_{p,m}$ (nm)	232,2 ± 8,8	15,3 ± 0,2	140,2 ± 3,9	23,9 ± 2,8

* 1st CRM jointly developed by NIST and BAM (identical with NIST SRM 1917)

Note: All certified pore volumes are normalized values $V'_p = V_p(\rho_{Hg}) - V_p(0,1 \text{ MPa})$

The uncertainty is the expanded uncertainty for the selected intrusion pressure points for ERM[®]-FD120, ERM[®]-FD121, ERM[®]-FD122 and for BAM-P127. These reference materials are intended for the calibration and checking of porosimeters by means of the whole pressure volume curves of the Hg intrusion method.

ERM[®]-FD123

Mercury intrusion curve between 0,28 MPa and 1,41 MPa

Ceramic filter tubes

Pressure-volume curve characteristics

Quantity	Certified value ¹⁾	Uncertainty ²⁾	Unit
y_1 ³⁾	99,52	3,44	mm ³ g ⁻¹
y_2 ⁴⁾	0,4966	0,0180	MPa
y_3 ⁵⁾	0,2151	0,0156	MPa
p_{50}	0,4829	0,0239	MPa
d_{50}	3,0520	0,1533	μm

¹⁾ Pressure volume curves from designed round robins are analysed by means of a multivariate variance components model for the curves characteristics y_1 , y_2 and y_3 . The results are mean curve characteristics (certified values) and confidence intervals for the curve characteristics. Adjusted curves and statistics from the variance components model are used to create a certified pressure volume curve with confidence bands and prediction bands.

²⁾ Half-width of the confidence interval resulting from the variance analytical investigation of the pressure volume curve characteristics y_1 , y_2 , and y_3 at the significance level 0,95.

³⁾ y_1 : Intruded volume at the saturation point 1,41 MPa (saturation value).

⁴⁾ y_2 : Pressure at 57,5 % of the saturation value. This value has been determined by local polynomial estimation (Epanechnikov kernel with band width $h = 0,035$ MPa).

⁵⁾ y_3 : Difference of the pressures at which the intrusion curve has got 87,5 % and 25 % respectively of the saturation value.

BAM-P124

Mercury intrusion curve between 0,24 MPa and 1,55 MPa

Flat membrane

Mercury intrusion curve characteristics

Quantity	Certified value ¹⁾	Uncertainty ²⁾	Unit
y_1 ³⁾	158,1	7,3	mm ³ g ⁻¹
y_2 ⁴⁾	0,5021	0,028	MPa
y_3 ⁵⁾	0,2616	0,039	MPa
p_{50}	0,4795	0,029	MPa
d_{50}	3,074	0,19	µm

¹⁾ Mercury intrusion curves from the designed interlaboratory testing were analysed by means of a multivariate variance components model for the curve characteristics y_1 , y_2 and y_3 . The results were mean curve characteristics (certified values) and prediction intervals for the curve characteristics. Adjusted curves and statistics from the variance components model were used to create a certified pressure volume curve with a prediction band.

²⁾ Half-width of the prediction interval resulting from the variance analytical investigation of the pressure volume curve characteristics y_1 , y_2 , and y_3 at the significance level 0,95.

³⁾ y_1 : Intruded volume at the saturation point 1,55 MPa (saturation value).

⁴⁾ y_2 : Pressure at 57,5 % of the saturation value. This value has been determined by local polynomial estimation (Epanechnikov kernel with band width $h = 0,025$ MPa).

⁵⁾ y_3 : Difference of the pressures at which the intrusion curve has got 87,5 % and 25 % respectively of the saturation value.

BAM-P125

Mercury intrusion curve between 0,12 MPa and 0,88 MPa

Flat membrane

Mercury intrusion curve characteristics

Quantity	Certified value ¹⁾	Uncertainty ²⁾	Unit
y_1 ³⁾	207,9	10,1	mm ³ g ⁻¹
y_2 ⁴⁾	0,2646	0,0136	MPa
y_3 ⁵⁾	0,1366	0,0179	MPa
p_{50}	0,2554	0,0095	MPa
d_{50}	5,797	0,216	µm

¹⁾ Mercury intrusion curves from the designed interlaboratory testing were analysed by means of a multivariate variance components model for the curve characteristics y_1 , y_2 and y_3 . The results were mean curve characteristics (certified values) and prediction intervals for the curve characteristics. Adjusted curves and statistics from the variance components model were used to create a certified pressure volume curve with a prediction band.

²⁾ Half-width of the prediction interval resulting from the variance analytical investigation of the pressure volume curve characteristics y_1 , y_2 , and y_3 at the significance level 0,95.

³⁾ y_1 : Intruded volume at the saturation point 0,88 MPa (saturation value).

⁴⁾ y_2 : Pressure at 57,5 % of the saturation value. This value has been determined by local polynomial estimation (Epanechnikov kernel with band width $h = 0,025$ MPa).

⁵⁾ y_3 : Difference of the pressures at which the intrusion curve has got 87,5 % and 25 % respectively of the saturation value.

BAM-P126

Mercury intrusion curve between 0,55 MPa and 2,1 MPa

Flat membrane

Mercury intrusion curve characteristics

Quantity	Certified value ¹⁾	Uncertainty ²⁾	Unit
y_1 ³⁾	110,9	8,5	mm ³ g ⁻¹
y_2 ⁴⁾	0,8682	0,0408	MPa
y_3 ⁵⁾	0,2965	0,0305	MPa
p_{50}	0,8441	0,0416	MPa
d_{50}	1,746	0,086	μm

¹⁾ Mercury intrusion curves from the designed interlaboratory testing were analysed by means of a multivariate variance components model for the curve characteristics y_1 , y_2 and y_3 . The results were mean curve characteristics (certified values) and prediction intervals for the curve characteristics. Adjusted curves and statistics from the variance components model were used to create a certified pressure volume curve with a prediction band.

²⁾ Half-width of the prediction interval resulting from the variance analytical investigation of the pressure volume curve characteristics y_1 , y_2 , and y_3 at the significance level 0,95.

³⁾ y_1 : Intruded volume at the saturation point 2,1 MPa (saturation value).

⁴⁾ y_2 : Pressure at 57,5 % of the saturation value. This value has been determined by local polynomial estimation (Epanechnikov kernel with band width $h = 0,05$ MPa).

⁵⁾ y_3 : Difference of the pressures at which the intrusion curve has got 87,5 % and 25 % respectively of the saturation value.

BAM-P128

Porosity properties of macroporous alumina ceramic calculated from the mercury intrusion up to a maximum pressure between 0,2 and 0,4 MPa

Property	Certified value ^{a)}	Uncertainty ^{b)}	Unit
Specific pore volume ^{c)} V_p	220	6	mm ³ g ⁻¹
Median pore diameter ^{d)} d_{50}	27,6	1,0	μm
Informative value			
Density ρ_s	3,6405	0,0019	g/cm ³

^{a)} Mean value of the means of accepted data sets each derived from at least 19 single values.

^{b)} Uncertainty $U = k \cdot u_c$ calculated according to ISO Guide 35 and ISO/IEC Guide 98 with the coverage factor $k=2$ (giving a level of confidence of approximately 95 %). The combined standard uncertainty u_c of each certified property includes uncertainty contributions resulting from the interlaboratory testing, the study of inhomogeneities and stability of the material.

^{c)} Specific pore volume V_p calculated from the mercury intrusion with maximum pressure in a low-pressure device. Described in ISO 15901-1 and DIN 66133.

^{d)} Median pore diameter d_{50} calculated according to the Washburn equilibrium model as described in ISO 15901-1 and DIN 66133.

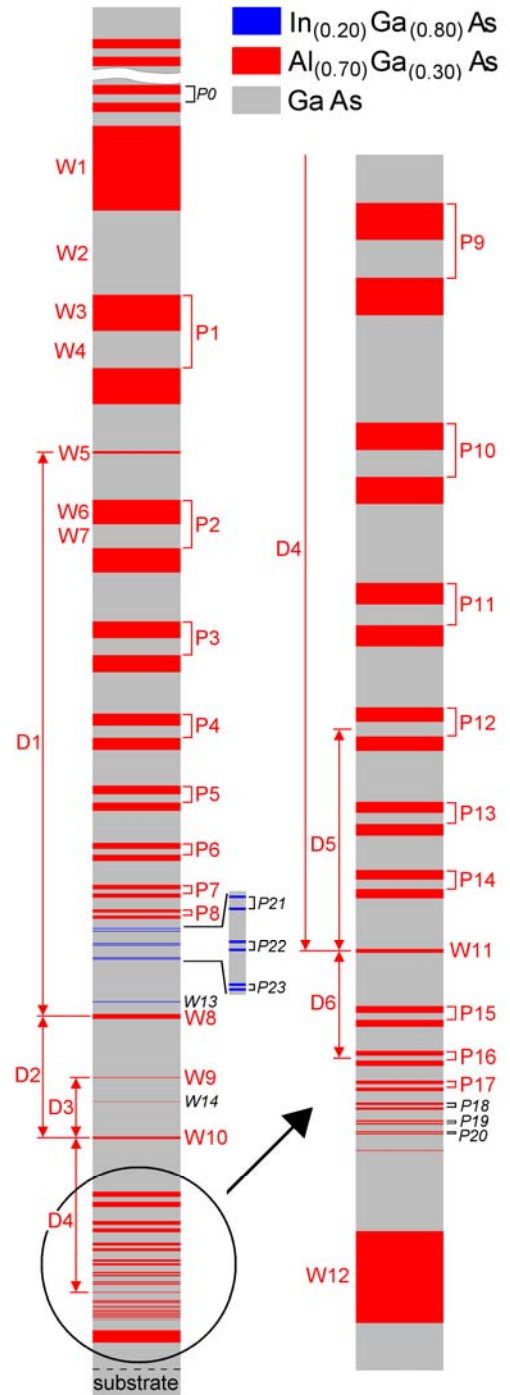
Layer and surface reference materials

Nanoscale stripe pattern for testing of lateral resolution and calibration of length scale

BAM-L200

BAM-L200 is a certified reference material for determination and control of lateral resolution in surface chemical analysis by SIMS, AES or XPS and covers the range from 2 nm to 600 nm. The cross section of a semiconductor layer stack is conductive, suitable for ultra high vacuum applications and can be used by all methods of surface analysis which are sensitive to a material contrast between $\text{Al}_{0.7}\text{Ga}_{0.3}\text{As}$ and GaAs.

Characteristic	Certified value	Expanded ($k=2$) uncertainty
	nm	nm
W1	691	23
W2	691	23
W3	293	9
W4	294	9
W5	19,5	1,7
W6	195	6
W7	195	6
W8	38	2,6
W9	3,6	0,8
W10	14,2	1,5
W11	3,5	0,7
W12	96	2,6
P1	587	17
P2	389	10
P3	273	7
P4	193	5
P5	136	6
P6	97	3
P7	67,5	2,5
P8	48,5	2,6
P9	76,5	2,4
P10	57	2,2
P11	42	1,3
P12	31	1,1
P13	23	1,1
P14	17,5	1,0
P15	13,3	1,1
P16	9,4	1,4
P17	6,9	1,0
D1	4642*	24*
D2	986	22
D3	492	11,3
D4	1264	25
D5	237	8,3
D6	114	2,8



W—stripe width, P—period of a square-wave grating,
D—centre to centre distance between stripes or
between stripes and gratings, respectively.

Values are taken from TEM measurements.

* D1 is taken from SEM measurements.

Certified (red lettering) and non-certified (black italic lettering) characteristics

BAM-L200 (continued)

characteristic	non-certified value, for information only nm
W13	5,0
W14	1,0
P0	147 (80 AlGaAs + 67 GaAs)
P18	4,6
P19	3,0
P20	2,0
P21	23 (5 InGaAs + 18 GaAs)
P22	15 (5 InGaAs + 10 GaAs)
P23	10 (5 InGaAs + 5 GaAs)

EDS-TM002 and performance test programme for the determination of the properties of an energy dispersive X-ray spectrometer (EDS)

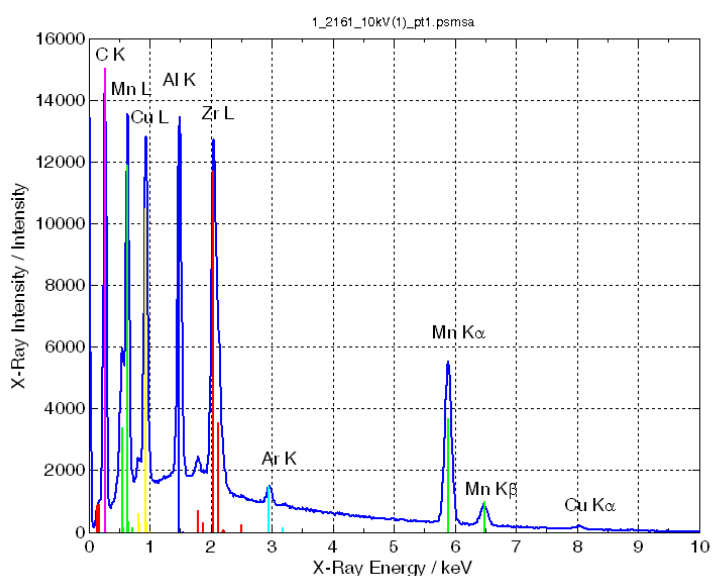
Energy dispersive X-ray spectrometers (EDS) are generally sophisticated devices with a high degree of operating reliability. Malfunctions only occur rarely, although they cannot be excluded. The causes may include poor contacts between the electronic components (particularly with older devices) or an unsealed detector window. It is therefore recommended that the EDS performance be checked on a regular basis. Such an inspection is even prescribed for a testing laboratory, accredited in compliance with DIN/EN/ISO 17075 "General requirements on the competence of testing and calibration laboratories".

The checking of the EDS performance usually consists of a recalibration of the energy scale (more precisely the channel width of the multichannel analyser) via the position of the $K\alpha$ line of Cu or Mn and the quantification of a suitable reference sample. This procedure has the following disadvantages:

- Line broadenings, which result from malfunctions of the electronics, are not considered.
- The result of the performance test depends on the choice of reference sample, whose X-ray spectrum is possibly insensitive to malfunctions.
- Detector icing is only perceptible if soft X-ray lines (below 1 keV) are also used for quantification of the reference sample.
- Quantification software updates on the part of the manufacturer may "simulate" a change in spectrometer properties.

BAM offers the EDS-TM002 test material, whose spectrum is sensitive to EDS malfunctions. All the measurements required for the performance test of an EDS on a scanning electron microscope in compliance with ISO 15632:2012 "Microbeam Analysis – Selected instrumental performance parameters for the specification and checking of energy dispersive X-ray spectrometers for use in electron probe microanalysis" can be undertaken with this single sample. It consists of a ca. 6 μm thick layer, containing the elements C, Al, Mn, Cu and Zr, on a silicon substrate.

In principle, the evaluation of the measurements is possible with the software offered by the spectrometer manufacturer. The evaluation is, however, easier and quicker to perform using the "EDX spectrometer test" software offered for the EDS-TM002. The software assumes that the detector possesses a thin-film window. It is not applicable for detectors with a beryllium window.



10 kV X-ray spectrum of the EDS-TM002 and CD with the evaluation software EDX Spectrometer Test (version 3.4, Release 28.01.2013).

Particle size distribution

CRM for particle size distribution by laser diffraction methods according to ISO 13320

BAM-D001

Description: hexagonal silicon carbide powder

Year of issue: 2012

Certified properties:

Specific particle diameter corresponding to the cumulative undersize volume distribution Q3	Equivalent spherical diameter ¹⁾ μm	Uncertainty ²⁾ μm
d_{10}	7,02	0,25
d_{50}	12,48	0,21
d_{90}	20,8	1,1

¹⁾ The certified value is the weighted mean of 13 laboratory means which participated in the interlaboratory comparison for certification according to ISO 13320:2009.

²⁾ Estimated expanded uncertainty with a coverage factor of $k=2$, corresponding to a level of confidence of about 95%, as defined in the Guide to the Expression of Uncertainty in Measurement (GUM,ISO/IEC Guide 98-3:2008).

Values for information:

Refractive index n_p ³⁾	2,645
Imaginary part k_p of particles' refractive index (absorption) ³⁾	0,1
Density ρ in g/ cm ³	3,205

³⁾ Wavelength: 633 nm

Polymeric reference materials

CRMs for the determination of the molecular weight

CRM-No.	ERM [®] -FA001 (BAM-P001)	ERM [®] -FA002 (BAM-P002)	ERM [®] -FA003 (BAM-P003)	ERM [®] -FA004 (BAM-P004)	ERM [®] -FA005 (BAM-P005)
Description	Polystyrene	Polystyrene	Polymethyl- methacrylate	Polyethylenoxide	Polystyrene
	Amorphous material	Pellets	Crystalline material	Crystalline material	Pellets
Year of issue	2002	2002	2002	2002	2003
Weight-average molecular weight (M_w) by <u>light scattering (LS)</u> g/mol	87600 ± 2245	205600 ± 3075	107050 ± 2500	–	349800 ± 9700
Intrinsic viscosity by <u>viscometry</u> mL/g	42,37 ± 0,83	68,38 ± 0,79	31,48 ± 1,21	14,28 ± 0,54	104,28 ± 2,30
Average molecular weights (M_w and M_n) g/mol	–	–	–	6065 ± 90	–
polydispersity M_w/M_n by <u>MALDI-TOF-mass spectrometry</u>	–	–	–	1,02 ± 0,98	–

CRM-No.	ERM [®] -FA006 (BAM-P006)	ERM [®] -FA007 (BAM-P007)	ERM [®] -FA008 (BAM-P008)	BAM-P011	BAM-P012
Description	Polymethyl- methacrylate	Polymethyl- methacrylate	Polyethylenoxide	Polystyrene	Polystyrene
	Amorphous material	Crystalline material	Crystalline material	Pellets	Pellets
Year of issue	2003	2003	2003	2007	2007
Weight-average molecular weight (M_w) by <u>light scattering (LS)</u> g/mol	365500 ± 10800	360200 ± 9800	–	286000 ± 4000	348000 ± 8000
Weight-average molecular weight (M_w) by Size Exclusion Chromatography (SEC) g/mol	–	–	–	284000 ± 9000	343000 ± 12000
Intrinsic viscosity by <u>viscometry</u> mL/g	90,63 ± 1,05	84,80 ± 1,82	20,91 ± 1,12	88,73 ± 0,8	104,0 ± 1,8
Average molecular weights (M_w and M_n) g/mol	–	–	11400 ± 150	–	–
polydispersity M_w/M_n by <u>MALDI-TOF-mass spectrometry</u>	–	–	1,01 ± 0,0	–	–

Note: Estimated expanded uncertainty with a coverage factor of $k=2$.

The reference materials are intended for the calibration of instruments for the determination of the molecular weight and molecular weight distribution of polymers.

Isotopic reference materials

CRMs certified for the isotopic composition of boron

Certified quantity: Isotopic composition of boron in an aqueous solution of boric acid, certified with expanded relative uncertainties of less than 0,12 %.

Application: Calibration and validation of ICP-MS procedures used for the determination of boron isotope amount ratios. Boron isotope amount ratios have to be determined within the surveillance of the primary cooling circuit in nuclear power plants equipped with a pressurized water reactor. They also have to be determined in container materials, which are doped with boron serving as a neutron shield. ERM[®]-AE124 may also be used for isotope tracer studies and as spike for isotope dilution analysis. In the latter case, however, the characterization of the boron mass fraction by reverse IDMS at the time of use might be advisable, when low measurement uncertainties (<1 % relative) are aimed at.

The materials ERM[®]-AE102a and -AE104a have been recently certified to avoid shortage of these materials.

CRM-No.	ERM [®] -AE102a	ERM [®] -AE104a	ERM [®] -AE123	ERM [®] -AE124
Isotope abundance ratio $R(^{10}\text{B}/^{11}\text{B})$	0,4285 (6)	0,4596 (6)	0,2474 (4)	24,04 (4)
Isotope abundance ratio $R(^{11}\text{B}/^{10}\text{B})$	2,3338 (30)	2,1758 (28)	4,042 (6)	0,04160 (6)
Isotope abundance ^{10}B ^{11}B	0,29995 (27) 0,70005 (27)	0,31488 (28) 0,68512 (28)	0,19832 (22) 0,80168 (22)	0,96006 (6) 0,03994 (6)
Molar mass $M(\text{B})$ in $\text{g}\cdot\text{mol}^{-1}$	10,71044 (27)	10,69557 (28)	10,81170 (22)	10,05273 (6)
	Informative value			
Mass fraction in solution $w(\text{B})$ in $\text{mg}\cdot\text{kg}^{-1}$	999 (20)	1000 (20)	1063 (20)	1002 (20)

All uncertainties indicated are expanded uncertainties $U=k\cdot u$ where $k=2$ and u is the combined standard uncertainty calculated according EURACHEM and ISO guidelines. They are given in parentheses and apply to the last one or two digits of the value.

Certified quantity: $\delta^{11}\text{B}$ relative to NIST SRM 951: $\delta^{11}\text{B}$ is a measure for the isotope variation. It is expressed as the shift of the isotopic composition relative to an internationally accepted standard given in per mill. It is calculated according to the following equation, with NIST SRM 951 (isotope reference material for boron) being used as reference: $\delta^{11}\text{B} = ((R_{\text{sample}}/R_{\text{reference}})-1)$. This certified reference material is traceable to the international δ -scale for boron with the origin being represented by NIST SRM 951.

Application: Isotope reference materials are essential to enable the determination of reliable and comparable isotope data. Besides the correction of mass fractionation or mass discrimination isotope reference materials are indispensable for validation and quality control of analytical procedures. In general δ -values of specific elements express the difference of an isotope ratio of a sample relative to an international accepted standard in per mill. Such δ -values are used in science and technology to study geochemical and environmental processes and to determine the provenance of food and the origin of forensic and archaeological artefacts.

These three boron isotope reference materials are certified for their $\delta^{11}\text{B}$ -values relative to NIST SRM 951 which is the internationally accepted origin of the δ -scale for boron. The certified $\delta^{11}\text{B}$ values cover about three-quarters of the known natural boron isotope variability. The $\delta^{11}\text{B}$ reference materials are primarily intended to be used for quality control and the validation of chemical and mass spectrometric procedures.

CRM-No.	ERM [®] -AE120	ERM [®] -AE121	ERM [®] -AE122
$\delta^{11}\text{B}_{\text{NIST 951}}$ in ‰	-20,2 (0,6)	19,9 (0,6)	39,7 (0,6)
	Informative value		
Isotope abundance ratio $R(^{10}\text{B}/^{11}\text{B})$	0,25236 (33)	0,24233 (32)	0,23782 (31)
Isotope abundance ratio $R(^{11}\text{B}/^{10}\text{B})$	3,963 (6)	4,127 (6)	4,205 (6)
Isotope abundance ¹⁰ B	0,20150 (21)	0,19506 (21)	0,19213 (20)
¹¹ B	0,79850 (21)	0,80494 (21)	0,80787 (20)
Molar mass $M(\text{B})$ in g·mol ⁻¹	10,80853 (21)	10,81495 (21)	10,81787 (20)
Mass fraction in solution $w(\text{B})$ in mg·kg ⁻¹	100,0 (2,0)	100,0 (2,0)	100,0 (2,0)

All uncertainties indicated are expanded uncertainties $U=k \cdot u$ where $k=2$ and u is the combined standard uncertainty calculated according EURACHEM and ISO guidelines. They are given in parentheses and apply to the last one or two digits of the value.

CRM certified for the isotopic composition of cadmium

Certified quantity: Primary isotopic reference material certified for the isotopic composition of cadmium in a dilute nitric acid solution with expanded relative uncertainties of less than 0,07 %.

Application: Calibration of any kind of mass spectrometric procedures used for the determination of cadmium isotope amount ratios. BAM-I012 represents the best measurement for cadmium isotope amount ratios as approved by IUPAC. Additionally, BAM-I012 defines the delta-scale for $\delta^{114/110}\text{Cd}$ measurements.

CRM-No.	BAM-I012	
Isotope amount ratios in mol·mol⁻¹		
$n(^{106}\text{Cd})/n(^{111}\text{Cd})$	0,09751	(7)
$n(^{108}\text{Cd})/n(^{111}\text{Cd})$	0,06951	(3)
$n(^{110}\text{Cd})/n(^{111}\text{Cd})$	0,97504	(10)
$n(^{112}\text{Cd})/n(^{111}\text{Cd})$	1,8835	(4)
$n(^{113}\text{Cd})/n(^{111}\text{Cd})$	0,95479	(16)
$n(^{114}\text{Cd})/n(^{111}\text{Cd})$	2,2437	(7)
$n(^{116}\text{Cd})/n(^{111}\text{Cd})$	0,58583	(26)
Isotope amount fractions in mol·mol⁻¹		
$n(^{106}\text{Cd})/n(\text{Cd})$	0,012485	(9)
$n(^{108}\text{Cd})/n(\text{Cd})$	0,008901	(4)
$n(^{110}\text{Cd})/n(\text{Cd})$	0,124846	(16)
$n(^{111}\text{Cd})/n(\text{Cd})$	0,128043	(13)
$n(^{112}\text{Cd})/n(\text{Cd})$	0,24117	(4)
$n(^{113}\text{Cd})/n(\text{Cd})$	0,122254	(22)
$n(^{114}\text{Cd})/n(\text{Cd})$	0,28729	(6)
$n(^{116}\text{Cd})/n(\text{Cd})$	0,07501	(4)
Molar mass $M(\text{Cd})$ in g·mol⁻¹	112,41218	(18)
	Informative value	
Mass fraction in solution $w(\text{Cd})$ in mg·kg⁻¹	994	(5)

All uncertainties indicated are expanded uncertainties $U=k\cdot u$ where $k=2$ and u is the combined standard uncertainty calculated according EURACHEM and ISO guidelines, excepting for $w(\text{Cd})$, where $k=4.5$. They are given in parentheses and apply to the last one or two digits of the value.

CRM certified for the mass fraction and the isotopic composition of palladium

Certified quantity: Spike isotopic reference material certified for the mass fraction of ^{106}Pd and the isotopic composition of palladium in 20 % hydrochloric acid with expanded relative uncertainties of 0,24 % for the mass fraction of ^{106}Pd .

Application: The spike isotopic reference material ERM[®]-AE140 is a solution of isotopically enriched Pd in 20 % hydrochloric acid and filled in flame-sealed quartz ampoules containing approximately 7 mL solution. This material is designed to serve as isotopically enriched analogue or so-called spike in Isotope Dilution Mass Spectrometry (IDMS) for the quantification of Pd.

CRM-No.	ERM [®] -AE140	
Mass fraction $w(^{106}\text{Pd})$ in $\text{mg}\cdot\text{kg}^{-1}$	20,24	(5)
Isotope amount ratios in $\text{mol}\cdot\text{mol}^{-1}$		
$n(^{102}\text{Pd})/n(^{106}\text{Pd})$	0,0000791	(11)
$n(^{104}\text{Pd})/n(^{106}\text{Pd})$	0,001247	(11)
$n(^{105}\text{Pd})/n(^{106}\text{Pd})$	0,007518	(30)
$n(^{108}\text{Pd})/n(^{106}\text{Pd})$	0,004785	(22)
$n(^{110}\text{Pd})/n(^{106}\text{Pd})$	0,001156	(11)
	Indicative values	
Mass fraction $w(\text{Pd})$ in $\text{mg}\cdot\text{kg}^{-1}$	20,54	(5)
Isotope amount fractions in $\text{mol}\cdot\text{mol}^{-1}$		
$n(^{102}\text{Pd})/n(\text{Pd})$	0,0000780	(10)
$n(^{104}\text{Pd})/n(\text{Pd})$	0,001229	(10)
$n(^{105}\text{Pd})/n(\text{Pd})$	0,007408	(30)
$n(^{106}\text{Pd})/n(\text{Pd})$	0,98543	(5)
$n(^{108}\text{Pd})/n(\text{Pd})$	0,004716	(22)
$n(^{110}\text{Pd})/n(\text{Pd})$	0,001139	(11)
Molar mass $M(\text{Pd})$ in $\text{g}\cdot\text{mol}^{-1}$	105,907312	(75)

All uncertainties indicated are expanded uncertainties $U=k\cdot u$ where $k=2$ and u is the combined standard uncertainty calculated according EURACHEM and ISO guidelines. They are given in parentheses and apply to the last one or two digits of the value.

CRM certified for the mass fraction and the isotopic composition of platinum

Certified quantity: Spike isotopic reference material certified for the mass fraction of ^{194}Pt and the isotopic composition of platinum in 20 % hydrochloric acid with expanded relative uncertainties of 0,61 % for the mass fraction of ^{194}Pt .

Application: The spike isotopic reference material ERM[®]-AE141 is a solution of isotopically enriched Pt in 20 % hydrochloric acid and filled in flame-sealed quartz ampoules containing approximately 7 mL solution. This material is designed to serve as isotopically enriched analogue or so-called spike in Isotope Dilution Mass Spectrometry (IDMS) for the quantification of Pt.

CRM-No.	ERM [®] -AE141	
Mass fraction $w(^{194}\text{Pt})$ in $\text{mg}\cdot\text{kg}^{-1}$	18,18	(11)
Isotope amount ratios in $\text{mol}\cdot\text{mol}^{-1}$ $n(^{190}\text{Pt})/n(^{194}\text{Pt})$ $n(^{192}\text{Pt})/n(^{194}\text{Pt})$ $n(^{195}\text{Pt})/n(^{194}\text{Pt})$ $n(^{196}\text{Pt})/n(^{194}\text{Pt})$ $n(^{198}\text{Pt})/n(^{194}\text{Pt})$	0,0000012 0,000342 0,0739 0,01749 0,002022	(6) (4) (8) (21) (29)
Indicative values		
Mass fraction $w(\text{Pt})$ in $\text{mg}\cdot\text{kg}^{-1}$	19,90	(12)
Isotope amount fractions in $\text{mol}\cdot\text{mol}^{-1}$ $n(^{190}\text{Pt})/n(\text{Pt})$ $n(^{192}\text{Pt})/n(\text{Pt})$ $n(^{194}\text{Pt})/n(\text{Pt})$ $n(^{195}\text{Pt})/n(\text{Pt})$ $n(^{196}\text{Pt})/n(\text{Pt})$ $n(^{198}\text{Pt})/n(\text{Pt})$	0,0000011 0,000312 0,9143 0,0676 0,01599 0,001849	(6) (4) (8) (6) (26) (10)
Molar mass $M(\text{Pt})$ in $\text{g}\cdot\text{mol}^{-1}$	194,0692	(10)

All uncertainties indicated are expanded uncertainties $U=k\cdot u$ where $k=2$ and u is the combined standard uncertainty calculated according EURACHEM and ISO guidelines. They are given in parentheses and apply to the last one or two digits of the value.

CRM certified for the isotopic composition of lead

Certified quantity: isotopic reference material certified for the isotopic composition of lead in a dilute nitric acid solution and in bronze with expanded relative uncertainties of $\leq 0,1\%$.

Application: Calibration and validation of any kind of mass spectrometric procedures used for the determination of lead isotope amount ratios.

Isotope reference materials are essential to enable the determination of reliable and comparable isotope data. Besides the correction of mass fractionation or mass discrimination isotope reference materials are indispensable for validation and quality control of analytical procedures. ERM[®]-EB400 is the first matrix reference material certified for the Pb isotopic composition. It is best suited to calibrate and validate any Pb isotope ratio determination in metals. It helps especially for validating Pb-matrix separation procedures. Fields of application are analytical chemistry, archaeometry, geochemistry and others.

CRM-No.	ERM [®] -AE142	ERM [®] -EB400
Isotope amount ratios in mol·mol⁻¹		
$n(^{206}\text{Pb})/n(^{204}\text{Pb})$	21,114 (17)	18,072 (17)
$n(^{207}\text{Pb})/n(^{204}\text{Pb})$	15,944 (17)	15,578 (18)
$n(^{208}\text{Pb})/n(^{204}\text{Pb})$	39,850 (44)	38,075 (46)
$n(^{206}\text{Pb})/n(^{204}\text{Pb})$	1,8874 (10)	2,1068 (14)
Isotope amount fractions in mol·mol⁻¹		
$n(^{204}\text{Pb})/n(\text{Pb})$	0,012 8357 (83)	0,013 7504 (98)
$n(^{206}\text{Pb})/n(\text{Pb})$	0,271 01 (23)	0,248 50 (24)
$n(^{207}\text{Pb})/n(\text{Pb})$	0,204 65 (21)	0,214 20 (24)
$n(^{208}\text{Pb})/n(\text{Pb})$	0,511 50 (32)	0,523 55 (35)
Molar mass $M(\text{Pb})$ in g·mol⁻¹	207,177 83 (53)	207,209 68 (57)
	Informative value	Additional material information
Mass fraction in solution $w(\text{Pb})$ in mg·kg⁻¹	100,0 (2,0)	44,9 (2,3)

All uncertainties indicated are expanded uncertainties $U=k\cdot u_c$ where $k=2$ and u_c is the combined standard uncertainty calculated according EURACHEM and ISO guidelines. They are given in parentheses and apply to the last one or two digits of the value.

CRM certified for the isotopic composition of magnesium

Certified quantity: Primary isotopic reference materials certified for the isotopic composition of magnesium in a dilute nitric acid solution with relative expanded uncertainties of less than 0,035 %.

Application: Calibration of any kind of mass spectrometric procedures used for the determination of magnesium isotope amount ratios. ERM-AE143, ERM-AE144 and ERM-AE145 represent the best measurement for magnesium isotope amount ratios as approved by IUPAC. ERM-AE143 additionally is designed to anchor the magnesium delta-scale at $\delta^{26/24}\text{Mg} = 0$.

CRM-No.	ERM-AE143	ERM-AE144	ERM-AE145
Isotope amount ratios in mol·mol ⁻¹ $n(^{25}\text{Mg})/n(^{24}\text{Mg})$ $n(^{26}\text{Mg})/n(^{24}\text{Mg})$	0,126 590 (20) 0,139 362 (43)	0,126 486 (22) 0,139 138 (39)	0,126 514 (16) 0,139 185 (29)
Isotope amount fractions in mol·mol ⁻¹ $n(^{24}\text{Mg})/n(\text{Mg})$ $n(^{25}\text{Mg})/n(\text{Mg})$ $n(^{26}\text{Mg})/n(\text{Mg})$	0,789 920 (46) 0,099 996 (14) 0,110 085 (28)	0,790 124 (39) 0,099 939 (13) 0,109 936 (25)	0,790 078 (28) 0,099 956 (10) 0,109 967 (21)
Molar mass $M(\text{Mg})$ in g·mol ⁻¹	24,305 017 (73)	24,304 664 (63)	24,304 741 (46)
	Informative value	Informative value	Informative value
Mass fraction in solution $w(\text{Mg})$ in mg·kg ⁻¹	50.0 (1.0)	50.0 (1.0)	50.0 (1.0)

All uncertainties indicated are expanded uncertainties $U = k \cdot u_c$, where $k = 2$ and u_c is the combined standard uncertainty calculated according EURACHEM and ISO guidelines. They are given in parentheses and apply to the last one or two digits of the value.

Experts

Iron and steel products
Non ferrous metals
Pure substances
Special materials

Dr. Sebastian Recknagel

phone: +49 (0)30 8104-1111
fax: +49 (0)30 8104-71111
email: sebastian.recknagel@bam.de

Dr. Markus Ostermann

phone: +49 (0)30 8104-1143
fax: +49 (0)30 8104-71143
email: markus.ostermann@bam.de

Primary pure substances

Dr. Silke Richter

phone: +49 (0)30 8104-5477
fax: +49 (0)30 8104-75477
email: silke.richter@bam.de

Environment

Dr. Matthias Koch (organic analytes)

phone: +49 (0)30 8104-1170
fax: +49 (0)30 8104-71170
email: matthias.koch@bam.de

Dr. Sebastian Recknagel (inorganic analytes)

phone: +49 (0)30 8104-1111
fax: +49 (0)30 8104-71111
email: sebastian.recknagel@bam.de

Food

Dr. Matthias Koch

phone: +49 (0)30 8104-1170
fax: +49 (0)30 8104-71170
email: matthias.koch@bam.de

Primary reference gas mixtures

Dr. Michael Maiwald

phone: +49 (0)30 8104-1140
fax: +49 (0)30 8104-74581
email: gasanalytik@bam.de

Dr. Heinrich Kipphardt

phone: +49 (0)30 8104-1116
fax: +49 (0)30 8104-74581
email: gasanalytik@bam.de

Elastomeric materials

Dietmar Schulze

phone: +49 (0)30 8104-3340
email: crm-elastomer@bam.de

X-ray film step tablet

Dr. Uwe Zscherpel

phone: +49 (0)30 8104-3677
fax: +49 (0)30 8104-73677
email: uwe.zscherpel@bam.de

Porous reference materials

Carsten Prinz

phone: +49 (0)30 8104-5524
fax: +49 (0)30 8104-75524
email: porosimetry@bam.de

Dr. Franziska Emmerling

phone: +49 (0)30 8104-1133
fax: +49 (0)30 8104-71133
email: porosimetry@bam.de

Spectral fluorescence standards

Dr. Ute Resch-Genger

phone: +49 (0)30 8104-1134
fax: +49 (0)30 8104-71134
email: ute.resch@bam.de

Layer and surface reference materials

Dr. Wolfgang Unger

phone: +49 (0)30 8104-1823
fax: +49 (0)30 8104-71823
email: wolfgang.unger@bam.de

Dr. Vasile-Dan Hodoroaba

phone: +49 (0)30 8104-3144
fax: +49 (0)30 8104 73144
email: dan.hodoroaba@bam.de

Particle size distribution

Petra Kuchenbecker (BAM-D001)

phone: +49 (0)30 8104-4816
fax: +49 (0)30 8104-74816
email: petra.kuchenbecker@bam.de

Polymeric reference materials

Dr. Steffen Weidner

phone: +49 (0)30 8104-1633
fax: +49 (0)30 8104-71633
email: steffen.weidner@bam.de

Isotopic reference materials

Dr. Jochen Vogl

phone: +49 (0)30 8104-1144
fax: +49 (0)30 8104-71144
email: jochen.vogl@bam.de

CRMs under development

Food

ERM[®]-BD513, ERM[®]-BD514 and ERM[®]-BD515 Cocoa, powder

Certified properties: Cd and acrylamide in cocoa

Fields of application: Method development, validation and internal laboratory quality control of analytical procedures for the quantitative determination of Cd and acrylamide in cocoa

Completion date: 2019

Zearalenone in edible oil

Certified property: Mass fraction of zearalenone

Fields of application: Method development, validation and internal laboratory quality control of analytical procedures for the quantitative determination of zearalenone in edible oils

Completion date: 2019

Isotopic reference materials

BAM-IO20 Cu solution in dilute nitric acid

Certified Properties: Cu isotopic composition

Fields of application: Method development, validation and quality control of analytical procedures for Cu isotope ratio determination

Completion date: 2019

ERM[®]-AE101a Boric acid (enriched in ¹⁰B) in water, isotopic reference material, replacement of ERM-AE101

Certified Properties: B isotopic composition

Fields of application: Calibration of boron isotope ratio measurements applied mainly by ICP-MS, method development, validation and quality control

Completion date: 2019

ERM[®]-AE125 Boric acid (enriched in ¹⁰B) in water, isotopic reference material,

Certified Properties: $\delta^{10}\text{B}$ relative to NIST SRM 951

Fields of application: Method development, validation and quality control of boron delta measurements

Completion date: 2019

